

**CARIBBEAN CEMENT COMPANY LIMITED**

CONSOLIDATED FINANCIAL STATEMENTS

FOR THE YEAR ENDED DECEMBER 31, 2021

(Expressed in Jamaica dollars)

## **TABLE OF CONTENTS**

	Page
Independent Auditors' Report	1-10
Group Income Statement	11
Group Statement of Comprehensive Income	12
Group Statement of Financial Position	13
Group Statement of Cash Flows	14
Group Statement of Changes in Stockholders' Equity	15
Company Income Statement	16
Company Statement of Comprehensive Income	17
Company Statement of Financial Position	18
Company Statement of Cash Flows	19
Company Statement of Changes in Stockholders' Equity	20
Notes to the Group and Company Financial Statements	21-59



KPMG  
Chartered Accountants  
P.O. Box 436  
6 Duke Street  
Kingston  
Jamaica, W.I.  
+1 (876) 922 6640  
firmmail@kpmg.com.jm

## INDEPENDENT AUDITORS' REPORT

To the Stockholders of  
CARIBBEAN CEMENT COMPANY LIMITED

### **Report on the Audit of the Financial Statements**

#### *Opinion*

We have audited the separate financial statements of Caribbean Cement Company Limited ("the Company") and the consolidated financial statements of the Company and its subsidiary ("the Group"), set out on pages 11 to 59 which comprise the Group's and Company's statements of financial position as at December 31, 2021, the Group's and Company's income statement, statement of comprehensive income, changes in equity and cash flows for the year then ended, and notes, comprising significant accounting policies and other explanatory information.

In our opinion, the accompanying financial statements give a true and fair view of the financial position of the Group and the Company as at December 31, 2021, and of the Group's and Company's financial performance and cash flows for the year then ended in accordance with International Financial Reporting Standards (IFRS) and the Jamaican Companies Act.

#### *Basis for Opinion*

We conducted our audit in accordance with International Standards on Auditing (ISAs). Our responsibilities under those standards are further described in the *Auditors' Responsibilities for the Audit of the Financial Statements* section of our report. We are independent of the Company in accordance with the International Ethics Standards Board for Accountants International Code of Ethics for Professional Accountants including International Independence Standards (IESBA Code), and we have fulfilled our other ethical responsibilities in accordance with the IESBA Code. We believe that the audit evidence we have obtained is sufficient and appropriate to provide a basis for our opinion.



INDEPENDENT AUDITORS' REPORT (CONTINUED)

To the Stockholders of  
CARIBBEAN CEMENT COMPANY LIMITED

**Report on the Audit of the Financial Statements (Continued)**

*Key Audit Matters*

Key audit matters are those matters that, in our professional judgment, were of most significance in our audit of the financial statements of the current period. These matters were addressed in the context of our audit of the financial statements as a whole, and in forming our opinion thereon, and we do not provide a separate opinion on these matters.

**Measurement of expected credit losses on financial assets**

See notes 9 and 16.5 of the consolidated financial statements

***Key audit matter***

The Group has significant concentration of credit risk with two large credit customers, in aggregate, accounting for 96% (2020: 57%) of trade receivables at the reporting date.

IFRS 9 requires the Group to recognise expected credit losses ('ECL') on trade receivables. The determination of ECL is subjective and requires management to make significant judgements and assumptions.

The key area requiring greater management judgement includes the incorporation of forward-looking information, adjusted for COVID-19 related factors. IFRS 9 requires judgements to be made about future economic scenarios and their impact on expected credit losses.

***How the matter was addressed in our audit***

Our audit procedures in response to this matter, included:

- Testing automated controls over the ageing of trade receivables. Our testing of automated controls involved using our own Information Technology Audit Specialists to test the design, implementation and operating effectiveness.
- Testing manual controls over the accuracy of the calculation, management validation and review of macro-economic variables and inputs to the model.
- Testing the completeness and accuracy of the data used in the model to the underlying accounting records.
- Evaluating the methodology, the macro-economic variables and scenarios used and accuracy of the calculation of ECL.
- Comparing the entity's definition of default, as outlined in the accounting policy against the definition that management uses for credit risk management.
- Involving our Financial Risk Management Specialists to independently challenge management's assumptions around the incorporation of forward looking information.
- Assessing whether disclosures in the financial statements are adequate.



INDEPENDENT AUDITORS' REPORT (CONTINUED)

To the Stockholders of  
CARIBBEAN CEMENT COMPANY LIMITED

**Report on the Audit of the Financial Statements (Continued)**

*Key Audit Matters (Continued)*

**Carrying amount of inventories**

See note 11 of the consolidated financial statements

**Key audit matter**

The estimation of the physical quantities of stockpiles is a key audit matter because there might be errors in the conversion and calculation of the quantities of raw materials such as gypsum and clinker which are combined to produce cement.

Additionally, the provision for the dead stock cement and aged clinker is based on management's estimate which involves significant judgement.

**How the matter was addressed in our audit**

Our audit procedures in response to this matter, included:

- Testing controls over the reconciliation of the stockpile measurement to the final inventory listing.
- Attending the year-end physical stock counts for selected locations including those where the Group engaged independent surveyors to assist with the assessment of the inventory stockpile measurements used and the adherence to appropriate stock count processes.
- Considering the competence of the surveyors.
- Assessing the results of the reports, and seeking to understand and corroborate the reasons for significant or unusual movements in inventory quantities between the accounting records and the results of the inventory stockpile measurements performed as part of the year-end physical stock counts.
- Obtaining the inventory valuation calculations, agreeing stock quantities in those calculations to the accounting records, and testing the net realisable values.
- Evaluating whether the accounting treatment adopted by management was consistent with the requirements of IFRSs.
- Considering the adequacy of the Group's disclosures about inventory.



INDEPENDENT AUDITORS' REPORT (CONTINUED)

To the Stockholders of  
CARIBBEAN CEMENT COMPANY LIMITED

**Report on the Audit of the Financial Statements (Continued)**

*Key Audit Matters (Continued)*

**Revenue recognition**

See note 3 of the consolidated financial statements

**Key audit matter**

The main activities of the Group are the manufacture and sale of cement. The Group recognised revenue from the sale of cement mainly generated from domestic sales.

We have identified recognition of revenue as a key audit matter because there is a risk of misstatement due to incentives/pressures on management to meet third party expectations. This may result in increased risk of fraudulent or premature revenue recognition.

Further, transactions occurring close to the year-end could be recorded in the wrong financial period.

**How the matter was addressed in our audit**

Our audit procedures in response to this matter, included:

- Obtaining an understanding of and assessing the design, implementation and operating effectiveness of management's key internal controls in relation to revenue recognition.
- Inspecting customer contracts, on a sample basis, to identify terms and conditions relating to the transfer of risks and rewards of the ownership of the products sold and assessing the Group's timing of recognition of revenue with reference to the requirements of the prevailing accounting standards.
- Comparing revenue transactions recorded during the current year, on a sample basis, with invoices, sales contracts and goods delivery notes to assess whether the related revenue was recognised in accordance with the Group's revenue recognition accounting policies.



INDEPENDENT AUDITORS' REPORT (CONTINUED)

To the Stockholders of  
CARIBBEAN CEMENT COMPANY LIMITED

**Report on the Audit of the Financial Statements (Continued)**

*Key Audit Matters (Continued)*

**Revenue recognition (continued)**

**Key audit matter**

**How the matter was addressed in our audit**

Our audit procedures in response to this matter, included (continued):

- Comparing, on a sample basis, revenue transactions recorded before and after the financial year end date with goods delivery notes and other relevant documentation to assess whether the revenue had been recognised in the appropriate financial period.
- Inspecting underlying documentation for manual journal entries relating to revenue raised during the year and subsequent to the reporting date which were considered to be material or met other specific risk-based criteria.

**Valuation of employee benefits obligation**

See note 18 of the consolidated financial statements

**Key audit matter**

The Company operates a post-retirement medical benefit scheme. Significant estimates are made in valuing the Company's obligation.

**How the matter was addressed in our audit**

Our audit procedures in response to this matter, included:

- Evaluating the competency and objectivity of the appointed Actuary.
- Determining that the actuarial valuation was performed using the projected unit credit method as required under IAS 19 and vouching a sample to underlying systems and reports.



INDEPENDENT AUDITORS' REPORT (CONTINUED)

To the Stockholders of  
CARIBBEAN CEMENT COMPANY LIMITED

**Report on the Audit of the Financial Statements (Continued)**

*Key Audit Matters (Continued)*

**Valuation of employee benefits obligation (continued)**

**Key audit matter**

The valuation is considered to be a significant risk, given the size of the obligation, small changes in the assumptions can have a material financial impact on the Group's financial statements. The key assumptions involved in calculating the obligation are the discount rate, inflation rate and future growth in medical rates.

Management appointed an external actuarial expert to assist in determining the assumptions and valuing the obligation.

The use of significant assumptions increases the risk that management's estimate can be materially misstated which requires special audit consideration.

**How the matter was addressed in our audit**

Our audit procedures in response to this matter, included (continued):

- With the assistance of our Actuarial Specialists, challenging the actuarial valuation report by considering whether the assumptions and method used were appropriate and consistent with the guidance, inter alia, from the Institute of Chartered Accountants of Jamaica and in accordance with the requirements of the standard.
- Considering the appropriateness and adequacy of the accounting policy and disclosures.

*Other Information*

Management is responsible for the other information. The other information comprises the information included in the annual report but does not include the financial statements and our auditors' report thereon. The annual report is expected to be made available to us after the date of this auditors' report.





Page 7

INDEPENDENT AUDITORS' REPORT (CONTINUED)

To the Stockholders of  
CARIBBEAN CEMENT COMPANY LIMITED

**Report on the Audit of the Financial Statements (Continued)**

*Other Information (continued)*

Our opinion on the financial statements does not cover the other information and we will not express any form of assurance conclusion thereon.

In connection with our audit of the financial statements, our responsibility is to read the other information identified above when it becomes available and, in doing so, consider whether the other information is materially inconsistent with the financial statements or our knowledge obtained in the audit, or otherwise appears to be materially misstated.

When we read the annual report, if we conclude that there is a material misstatement therein, we are required to communicate the matter to those charged with governance.

*Responsibilities of Management and Those Charged with Governance for the Financial Statements*

Management is responsible for the preparation of financial statements that give a true and fair view in accordance with IFRS and the Jamaican Companies Act, and for such internal control as management determines is necessary to enable the preparation of financial statements that are free from material misstatement, whether due to fraud or error.

In preparing the financial statements, management is responsible for assessing the Group's and the Company's ability to continue as a going concern, disclosing, as applicable, matters related to going concern and using the going concern basis of accounting unless management either intends to liquidate the Group and the Company or to cease operations, or has no realistic alternative but to do so.

Those charged with governance are responsible for overseeing the Group's financial reporting process.



Page 8

## INDEPENDENT AUDITORS' REPORT (CONTINUED)

To the Stockholders of  
CARIBBEAN CEMENT COMPANY LIMITED

### **Report on the Audit of the Financial Statements (Continued)**

#### *Auditors' Responsibilities for the Audit of the Financial Statements*

Our objectives are to obtain reasonable assurance about whether the financial statements as a whole are free from material misstatement, whether due to fraud or error, and to issue an auditors' report that includes our opinion. Reasonable assurance is a high level of assurance, but is not a guarantee that an audit conducted in accordance with ISAs will always detect a material misstatement when it exists. Misstatements can arise from fraud or error and are considered material if, individually or in the aggregate, they could reasonably be expected to influence the economic decisions of users taken on the basis of these financial statements.

A further description of our responsibilities for the audit of the financial statements is included in the Appendix to this auditors' report. This description, which is located at pages 9 to 10, forms part of our auditors' report.

### **Report on additional matters as required by the Jamaican Companies Act**

We have obtained all the information and explanations which, to the best of our knowledge and belief, were necessary for the purposes of our audit.

In our opinion, proper accounting records have been maintained, so far as appears from our examination of those records, and the financial statements, which are in agreement therewith, give the information required by the Jamaican Companies Act, in the manner required.

The engagement partner on the audit resulting in this independent auditors' report is W. Gihan C. de Mel.

A handwritten signature in blue ink, appearing to read 'W. Gihan C. de Mel'.

Chartered Accountants  
Kingston, Jamaica

February 28, 2022



INDEPENDENT AUDITORS' REPORT (CONTINUED)

To the Stockholders of  
CARIBBEAN CEMENT COMPANY LIMITED

***Appendix to the Independent Auditors' Report***

As part of an audit in accordance with ISAs, we exercise professional judgment and maintain professional skepticism throughout the audit. We also:

- Identify and assess the risks of material misstatement of the financial statements, whether due to fraud or error, design and perform audit procedures responsive to those risks, and obtain audit evidence that is sufficient and appropriate to provide a basis for our opinion. The risk of not detecting a material misstatement resulting from fraud is higher than for one resulting from error, as fraud may involve collusion, forgery, intentional omissions, misrepresentations, or the override of internal control.
- Obtain an understanding of internal control relevant to the audit in order to design audit procedures that are appropriate in the circumstances, but not for the purpose of expressing an opinion on the effectiveness of the Group and Company's internal control.
- Evaluate the appropriateness of accounting policies used and the reasonableness of accounting estimates and related disclosures made by management.
- Conclude on the appropriateness of management's use of the going concern basis of accounting and, based on the audit evidence obtained, whether a material uncertainty exists related to events or conditions that may cast significant doubt on the Group's and Company's ability to continue as a going concern. If we conclude that a material uncertainty exists, we are required to draw attention in our auditors' report to the related disclosures in the financial statements or, if such disclosures are inadequate, to modify our opinion. Our conclusions are based on the audit evidence obtained up to the date of our auditors' report. However, future events or conditions may cause the Company to cease to continue as a going concern.
- Evaluate the overall presentation, structure and content of the financial statements, including the disclosures, and whether the financial statements represent the underlying transactions and events in a manner that achieves fair presentation.
- Obtain sufficient appropriate audit evidence regarding the financial information of the entities or business activities within the Group to express an opinion on the consolidated financial statements. We are responsible for the direction, supervision and performance of the Group audit. We remain solely responsible for our audit opinion.



Page 10

INDEPENDENT AUDITORS' REPORT (CONTINUED)

To the Stockholders of  
CARIBBEAN CEMENT COMPANY LIMITED

***Appendix to the Independent Auditors' Report (Continued)***

We communicate with those charged with governance regarding, among other matters, the planned scope and timing of the audit and significant audit findings, including any significant deficiencies in internal control that we identify during our audit.

We also provide those charged with governance with a statement that we have complied with relevant ethical requirements regarding independence, and communicate with them all relationships and other matters that may reasonably be thought to bear on our independence, and where applicable, related safeguards.

From the matters communicated with those charged with governance, we determine those matters that were of most significance in the audit of the financial statements of the current period and are therefore the key audit matters. We describe these matters in our auditors' report unless law or regulation precludes public disclosure about the matter or when, in extremely rare circumstances, we determine that a matter should not be communicated in our report because the adverse consequences of doing so would reasonably be expected to outweigh the public interest benefits of such communication.

**CARIBBEAN CEMENT COMPANY LIMITED**

**Group Income Statement**

(Thousands of Jamaica dollars)

	Notes	Year ended December 31	
		2021	2020
Revenue .....	<b>3</b>	\$ 23,840,001	20,108,049
Cost of sales .....	<b>5(ii)</b>	(14,007,828)	(10,971,463)
<b>Gross profit</b> .....		<b>9,832,173</b>	<b>9,136,586</b>
Operating expenses .....	<b>5(ii) and (iii)</b>	(2,501,440)	(2,354,597)
<b>Operating earnings before other expenses, net</b> .....	<b>5(i)</b>	<b>7,330,733</b>	<b>6,781,989</b>
Other expenses, net .....	<b>6</b>	(443,930)	(495,422)
<b>Operating earnings</b> .....		<b>6,886,803</b>	<b>6,286,567</b>
Financial income .....		12,300	10,363
Financial expenses .....	<b>7</b>	(670,895)	(811,755)
Loss on foreign exchange .....		(516,781)	(1,060,275)
<b>Earnings before taxation</b> .....		<b>5,711,427</b>	<b>4,424,900</b>
Taxation charge .....	<b>19.1</b>	(1,369,795)	(1,228,207)
<b>CONSOLIDATED NET INCOME</b> .....		<b>\$ 4,341,632</b>	<b>3,196,693</b>
<b>Earnings per stock unit (expressed in \$ per stock unit)</b> .....	<b>21</b>	<b>5.10</b>	<b>3.76</b>

The accompanying notes are part of these financial statements.

**CARIBBEAN CEMENT COMPANY LIMITED**  
**Group Statement of Comprehensive Income**  
(Thousands of Jamaica dollars)


	Notes	Year ended December 31	
		2021	2020
<b>CONSOLIDATED NET INCOME</b> .....		<b>\$ 4,341,632</b>	<b>3,196,693</b>
<b>Items that will not be reclassified subsequently to the income statement:</b>			
Net actuarial (losses) gains from remeasurement of employee benefits obligation .....	<b>18</b>	(179,630)	3,142
Deferred tax recognised directly in other comprehensive income .....	<b>19.2</b>	44,908	(786)
		<b>(134,722)</b>	<b>2,356</b>
<b>Items that are or may be reclassified subsequently to the income statement:</b>			
Effects from derivative financial instruments designated as cash flow hedge.....	<b>16.4</b>	40,355	22,349
		<b>40,355</b>	<b>22,349</b>
<b>Total items of other comprehensive (loss) income, net</b> .....		<b>(94,367)</b>	<b>24,705</b>
<b>TOTAL COMPREHENSIVE INCOME</b> .....		<b>\$ 4,247,265</b>	<b>3,221,398</b>


The accompanying notes are part of these financial statements.

**CARIBBEAN CEMENT COMPANY LIMITED**  
**Group Statement of Financial Position**  
(Thousands of Jamaica dollars)

		<b>As of December 31</b>	
		<b>2021</b>	<b>2020</b>
	<b>Notes</b>		
<b>ASSETS</b>			
<b>CURRENT ASSETS</b>			
Cash at bank and on hand.....	<b>8</b>	\$ 244,900	513,136
Trade accounts receivable, net .....	<b>9</b>	324,808	141,401
Other accounts receivable .....	<b>10</b>	76,781	88,782
Inventories, net.....	<b>11</b>	3,440,106	2,370,708
Accounts receivable from related parties .....	<b>22.1</b>	121,565	150,057
Other current assets .....	<b>12</b>	68,282	74,109
Total current assets .....		<u>4,276,442</u>	<u>3,338,193</u>
<b>NON-CURRENT ASSETS</b>			
Property, machinery and equipment, net .....	<b>14</b>	23,232,007	22,981,295
Accounts receivable from related parties .....	<b>22.1</b>	-	1,521
Total non-current assets .....		<u>23,232,007</u>	<u>22,982,816</u>
<b>TOTAL ASSETS.....</b>		<b>\$ 27,508,449</b>	<b>26,321,009</b>
<b>LIABILITIES AND STOCKHOLDERS' EQUITY</b>			
<b>CURRENT LIABILITIES.....</b>			
Other financial obligations .....	<b>16.2</b>	\$ 1,514,153	1,108,114
Trade payables .....		4,451,098	3,058,807
Accounts payable to related parties .....	<b>22.1</b>	872,852	585,169
Other current liabilities.....	<b>17</b>	1,711,788	1,838,493
Total current liabilities .....		<u>8,549,891</u>	<u>6,590,583</u>
<b>NON-CURRENT LIABILITIES</b>			
Long-term debt.....	<b>16.1</b>	-	4,442,650
Other financial obligations .....	<b>16.2</b>	137,234	1,122,416
Employee benefits obligation.....	<b>18</b>	1,123,716	882,360
Deferred tax liabilities.....	<b>19.2</b>	1,885,512	1,700,957
Other non-current liabilities .....	<b>17</b>	32,909	50,121
Total non-current liabilities.....		<u>3,179,371</u>	<u>8,198,504</u>
<b>TOTAL LIABILITIES.....</b>		<u>11,729,262</u>	<u>14,789,087</u>
<b>STOCKHOLDERS' EQUITY</b>			
Share capital:			
Ordinary stock units.....	<b>20.1</b>	1,808,837	1,808,837
Capital contribution .....	<b>20.1</b>	3,839,090	3,839,090
Reserves:			
Realised capital gain.....	<b>20.2(a)</b>	1,413,661	1,413,661
Other equity reserves .....	<b>20.2(b)</b>	3,577,892	2,564,656
Accumulated net income .....	<b>20.2(c)(iii)</b>	5,139,707	1,905,678
Total stockholders' equity .....		<u>15,779,187</u>	<u>11,531,922</u>
<b>TOTAL LIABILITIES AND STOCKHOLDERS' EQUITY .....</b>		<b>\$ 27,508,449</b>	<b>26,321,009</b>

These consolidated financial statements on pages 11 to 59 were approved by the Board of Directors on February 28, 2022 and signed on their behalf by:

  
\_\_\_\_\_  
Parris A. Lyew-Ayee Chairman

  
\_\_\_\_\_  
Yago Castro Director

The accompanying notes are part of these financial statements.

**CARIBBEAN CEMENT COMPANY LIMITED**  
**Group Statement of Cash Flows**  
(Thousands of Jamaica dollars)

	Notes	Year ended December 31	
		2021	2020
<b>OPERATING ACTIVITIES</b>			
<b>Consolidated net income</b>		<b>\$ 4,341,632</b>	<b>3,196,693</b>
<b>Adjustments for:</b>			
Depreciation and amortisation of assets.....	5(i), 14	1,515,255	1,536,260
Loss on disposal of property, machinery and equipment .....		5,761	-
Net recovery of impaired receivables .....	9	(26)	(805)
Interest income.....		(12,300)	(10,363)
Interest expense .....	7	267,719	562,432
Taxation charge .....	19.1	1,369,795	1,228,207
Property, machinery and equipment write-back.....	14	-	(1,334)
Decrease in rehabilitation provision.....	17	(13,879)	(5,572)
Inventory write off.....	6, 11	184	64,855
Inventory impairment allowance, net.....	11	60,489	4,000
Reversal of stockholding and inventory restructuring provision.....	6, 11	(4,977)	(39,885)
Employee benefit expenses.....	18	15,198	13,675
Unwinding of discount on preference shares .....	16.2	376,010	221,169
Unwinding of discount on rehabilitation provision.....	7, 17	4,845	8,091
Unwinding of discount on lease liabilities.....	7	22,321	20,063
Unrealised foreign exchange losses, net .....		262,838	252,268
Changes in working capital, excluding taxes .....		528,018	741,235
<b>Net cash flows provided by operating activities before employee benefits, interest and taxes .....</b>		<b>8,738,883</b>	<b>7,790,989</b>
Employee benefits paid .....	18	(31,585)	(29,044)
Interest received .....		12,300	10,363
Interest paid.....		(188,629)	(501,483)
Taxation paid.....		(1,422,939)	(272,727)
<b>Net cash flows provided by operating activities .....</b>		<b>7,108,030</b>	<b>6,998,098</b>
<b>INVESTING ACTIVITIES</b>			
Property, machinery and equipment.....	14	(1,686,304)	(778,029)
Proceeds from disposal of assets .....		135	-
<b>Net cash flows used in investing activities.....</b>		<b>(1,686,169)</b>	<b>(778,029)</b>
<b>FINANCING ACTIVITIES</b>			
Repayment of long-term debt, net .....	16.1	(4,442,650)	(4,733,485)
Other financial obligations:			
Repayment of redeemable preference shares .....	16.2(a)	(1,167,440)	(1,451,891)
Payment of lease liabilities .....	16.2(b)	(79,537)	(73,210)
<b>Net cash flows used in financing activities .....</b>		<b>(5,689,627)</b>	<b>(6,258,586)</b>
Decrease in cash at bank and on hand.....		(267,766)	(38,517)
Cash conversion effect, net .....		(470)	7,083
Cash at bank and on hand at beginning of year.....		513,136	544,570
<b>CASH AT BANK AND ON HAND AT END OF YEAR.....</b>	<b>8</b>	<b>\$ 244,900</b>	<b>513,136</b>
<b>Changes in working capital, excluding taxes:</b>			
Trade accounts receivable, net.....		\$ (183,381)	370,051
Other current assets.....		87,003	(97,074)
Inventories .....		(1,125,094)	(211,099)
Trade payables.....		1,337,818	585,403
Other current liabilities .....		411,672	93,954
<b>Changes in working capital, excluding taxes.....</b>		<b>\$ 528,018</b>	<b>741,235</b>

The accompanying notes are part of these financial statements.



**CARIBBEAN CEMENT COMPANY LIMITED**  
**Group Statement of Changes in Stockholders' Equity**  
(Thousands of Jamaica dollars)

	Notes	Ordinary stock	Capital contribution	Reserves				Total capital & reserves
				Realised capital gain	Other equity reserves	Accumulated net (losses) income	Total reserves	
<b>Balance as of December 31, 2019 .....</b>		<b>\$ 1,808,837</b>	<b>3,839,090</b>	<b>1,413,661</b>	<b>1,254,506</b>	<b>(5,570)</b>	<b>2,662,597</b>	<b>8,310,524</b>
Net income .....		-	-	-	-	3,196,693	3,196,693	3,196,693
Total other items of comprehensive income ....		-	-	-	22,349	2,356	24,705	24,705
Transfer to capital redemption fund reserve.....	20.2(b)(i)	-	-	-	1,287,801	(1,287,801)	-	-
<b>Balance as of December 31, 2020 .....</b>		<b>1,808,837</b>	<b>3,839,090</b>	<b>1,413,661</b>	<b>2,564,656</b>	<b>1,905,678</b>	<b>5,883,995</b>	<b>11,531,922</b>
Net income .....		-	-	-	-	4,341,632	4,341,632	4,341,632
Total other items of comprehensive loss .....		-	-	-	40,355	(134,722)	(94,367)	(94,367)
Transfer to capital redemption fund reserve.....	20.2(b)(i)	-	-	-	972,881	(972,881)	-	-
<b>Balance as of December 31, 2021 .....</b>		<b>\$ 1,808,837</b>	<b>3,839,090</b>	<b>1,413,661</b>	<b>3,577,892</b>	<b>5,139,707</b>	<b>10,131,260</b>	<b>15,779,187</b>

The accompanying notes are part of these financial statements.

**CARIBBEAN CEMENT COMPANY LIMITED**

**Company Income Statement**

(Thousands of Jamaica dollars)

	Notes	Year ended December 31	
		2021	2020
Revenue .....	3	\$ 23,840,001	20,105,499
Cost of sales .....	5(ii)	(14,007,828)	(10,971,463)
<b>Gross profit</b> .....		<b>9,832,173</b>	<b>9,134,036</b>
Operating expenses .....	5(ii) and (iii)	(2,480,341)	(2,332,482)
<b>Operating earnings before other expenses, net</b> .....	5(i)	<b>7,351,832</b>	<b>6,801,554</b>
Other expenses, net .....	6	(455,574)	(506,840)
<b>Operating earnings</b> .....		<b>6,896,258</b>	<b>6,294,714</b>
Financial income .....		12,300	10,363
Financial expenses .....	7	(670,895)	(811,755)
Loss on foreign exchange .....		(516,781)	(1,060,275)
<b>Earnings before taxation</b> .....		<b>5,720,882</b>	<b>4,433,047</b>
Taxation charge .....	19.1	(1,369,795)	(1,228,141)
<b>NET INCOME</b> .....		<b>\$ 4,351,087</b>	<b>3,204,906</b>

The accompanying notes are part of these financial statements.

**CARIBBEAN CEMENT COMPANY LIMITED**  
**Company Statement of Comprehensive Income**  
(Thousands of Jamaica dollars)


	Notes	Year ended December 31	
		2021	2020
<b>NET INCOME</b> .....		\$ <b>4,351,087</b>	<b>3,204,906</b>
<b>Items that will not be reclassified subsequently to the income statement:</b>			
Net actuarial (losses) gains from remeasurements of defined benefit pension plans .....	<b>18</b>	(179,630)	3,142
Deferred tax recognised directly in other comprehensive income .....	<b>19.2</b>	44,908	(786)
		<u>(134,722)</u>	<u>2,356</u>
<b>Items that are or may be reclassified subsequently to the income statement:</b>			
Effects from derivative financial instruments designated as cash flow hedge .....	<b>16.4</b>	40,355	22,349
		<u>40,355</u>	<u>22,349</u>
Total items of other comprehensive (loss) income, net .....		<u>(94,367)</u>	<u>24,705</u>
<b>TOTAL COMPREHENSIVE INCOME</b> .....		\$ <b>4,256,720</b>	<b>3,229,611</b>


The accompanying notes are part of these financial statements.

**CARIBBEAN CEMENT COMPANY LIMITED**  
**Company Statement of Financial Position**  
(Thousands of Jamaica dollars)

		As of December 31	
	Notes	2021	2020
ASSETS			
CURRENT ASSETS			
Cash at bank and on hand .....	8	\$ 244,860	513,092
Trade accounts receivable, net .....	9	324,802	141,401
Other accounts receivable .....	10	76,781	86,967
Inventories, net .....	11	3,440,106	2,370,708
Accounts receivable from related parties .....	22.1	121,565	150,057
Accounts receivable from subsidiary .....	22.4	13,926	2,733
Other current assets .....	12	68,282	74,109
Total current assets .....		4,290,322	3,339,067
NON-CURRENT ASSETS			
Property, machinery and equipment, net .....	14	23,230,465	22,981,205
Accounts receivable from related parties .....	22.1	-	1,521
Total non-current assets .....		23,230,465	22,982,726
TOTAL ASSETS .....		\$ 27,520,787	26,321,793
LIABILITIES AND STOCKHOLDERS' EQUITY			
CURRENT LIABILITIES			
Other financial obligations .....	16.2	\$ 1,514,153	1,108,114
Trade payables .....		4,448,875	3,053,952
Accounts payable to related parties .....	22.1	872,852	585,169
Other current liabilities .....	17	1,711,768	1,839,006
Total current liabilities .....		8,547,648	6,586,241
NON-CURRENT LIABILITIES			
Long-term debt .....	16.1	-	4,442,650
Other financial obligations .....	16.2	137,234	1,122,416
Employee benefits obligations .....	18	1,123,716	882,360
Deferred tax liabilities .....	19.2	1,885,512	1,700,957
Other non-current liabilities .....	17	32,909	50,121
Total non-current liabilities .....		3,179,371	8,198,504
TOTAL LIABILITIES.....		11,727,019	14,784,745
STOCKHOLDERS' EQUITY			
Share capital:			
Ordinary stock units .....	20.1	1,808,837	1,808,837
Capital contribution .....	20.1	3,839,090	3,839,090
Reserves:			
Realised capital gain .....	20.2(a)	1,413,656	1,413,656
Other equity reserves .....	20.2(b)	3,577,892	2,564,656
Accumulated net income .....	20.2(c)(iii)	5,154,293	1,910,809
Total stockholders' equity .....		15,793,768	11,537,048
TOTAL LIABILITIES AND STOCKHOLDERS' EQUITY .....		\$ 27,520,787	26,321,793

These financial statements on pages 11 to 59 were approved by the Board of Directors on February 28, 2022 and signed on their behalf by:

  
\_\_\_\_\_  
Parris A. Lyew-Ayee      Chairman

  
\_\_\_\_\_  
Yago Castro      Director

The accompanying notes are part of these financial statements.

**CARIBBEAN CEMENT COMPANY LIMITED**

**Company Statement of Cash Flows**

(Thousands of Jamaica dollars)

	Notes	<b>Year ended December 31</b>	
		<b>2021</b>	<b>2020</b>
<b>OPERATING ACTIVITIES</b>			
Net income		\$ 4,351,087	3,204,906
Adjustments for:			
Depreciation and amortisation of assets	5(i), 14	1,515,157	1,536,236
Loss on disposal of property, machinery and equipment		5,761	-
Net recovery of impaired receivables	9	(26)	(805)
Interest income		(12,300)	(10,363)
Interest expense	7	267,719	562,432
Taxation charge	19.1	1,369,795	1,228,141
Property, machinery and equipment write-back	14	-	(1,334)
Decrease in rehabilitation provision	17	(13,879)	(5,572)
Inventory write off	6, 11	184	64,855
Inventory impairment allowance, net	11	60,489	4,000
Reversal of stockholding and inventory restructuring provision	6, 11	(4,977)	(39,885)
Employee benefit expenses	18	15,198	13,675
Unwinding of discount on preference shares	16.2	376,010	221,169
Unwinding of discount on rehabilitation provision	7, 17	4,845	8,091
Unwinding of discount on lease liabilities	7	22,321	20,063
Unrealised foreign exchange losses, net		262,838	252,268
Changes in working capital, excluding taxes		517,115	733,023
<b>Net cash flows provided by operating activities before employee benefits, interest and taxes</b>		<b>8,737,337</b>	<b>7,790,900</b>
Employee benefits paid	18	(31,585)	(29,044)
Interest received		12,300	10,363
Interest paid		(188,629)	(501,483)
Taxation paid		(1,422,939)	(272,661)
<b>Net cash flows provided by operating activities</b>		<b>7,106,484</b>	<b>6,998,075</b>
<b>INVESTING ACTIVITIES</b>			
Property, machinery and equipment	14	(1,684,754)	(778,029)
Proceeds from disposal of assets		135	-
<b>Net cash flows used in investing activities</b>		<b>(1,684,619)</b>	<b>(778,029)</b>
<b>FINANCING ACTIVITIES</b>			
Repayment of long-term debt, net	16.1	(4,442,650)	(4,733,485)
Other financial obligations:			
Repayment of redeemable preference shares	16.2(a)	(1,167,440)	(1,451,891)
Payment of lease liabilities, net	16.2(b)	(79,537)	(73,210)
<b>Net cash flows used in financing activities</b>		<b>(5,689,627)</b>	<b>(6,258,586)</b>
Increase in cash at bank and on hand		(267,762)	(38,540)
Cash conversion effect, net		(470)	7,083
Cash at bank and on hand at beginning of year		513,092	544,549
<b>CASH AT BANK AND ON HAND AT END OF YEAR</b>	8	<b>\$ 244,860</b>	<b>513,092</b>
<b>Changes in working capital, excluding taxes:</b>			
Trade accounts receivable, net		\$ (183,375)	370,051
Other current assets		73,995	(99,732)
Inventories		(1,125,094)	(211,099)
Trade payables		1,340,450	582,432
Other current liabilities		411,139	91,371
<b>Changes in working capital, excluding taxes</b>		<b>\$ 517,115</b>	<b>733,023</b>

The accompanying notes are part of these financial statements.

**CARIBBEAN CEMENT COMPANY LIMITED**  
**Company Statement of Changes in Stockholders' Equity**  
(Thousands of Jamaica dollars)

	Notes	Ordinary stock	Capital contribution	Reserves			Total reserves	Total capital & reserves
				Realised capital gain	Other equity reserves	Accumulated net (losses) income		
<b>Balance as of December 31, 2019 .....</b>		<b>\$ 1,808,837</b>	<b>3,839,090</b>	<b>1,413,656</b>	<b>1,254,506</b>	<b>(8,652)</b>	<b>2,659,510</b>	<b>8,307,437</b>
Net income .....		-	-	-	-	3,204,906	3,204,906	3,204,906
Total other items of comprehensive income ....		-	-	-	22,349	2,356	24,705	24,705
Transfer to capital redemption fund reserve ....	<b>20.2 (b) (i)</b>	-	-	-	1,287,801	(1,287,801)	-	-
<b>Balance as of December 31, 2020 .....</b>		<b>1,808,837</b>	<b>3,839,090</b>	<b>1,413,656</b>	<b>2,564,656</b>	<b>1,910,809</b>	<b>5,889,121</b>	<b>11,537,048</b>
Net income .....		-	-	-	-	4,351,087	4,351,087	4,351,087
Total other items of comprehensive loss .....		-	-	-	40,355	(134,722)	(94,367)	(94,367)
Transfer to capital redemption fund reserve ....	<b>20.2 (b) (i)</b>	-	-	-	972,881	(972,881)	-	-
<b>Balance as of December 31, 2021</b>		<b>\$ 1,808,837</b>	<b>3,839,090</b>	<b>1,413,656</b>	<b>3,577,892</b>	<b>5,154,293</b>	<b>10,145,841</b>	<b>15,793,768</b>

The accompanying notes are part of these financial statements.

**CARIBBEAN CEMENT COMPANY LIMITED**  
**Notes to the Group and Company Financial Statements**  
**As of December 31, 2021**  
(Thousands of Jamaica dollars)

**1) DESCRIPTION OF BUSINESS**

Caribbean Cement Company Limited (the “Company”) and its subsidiary (note 2.2) are incorporated under the laws of Jamaica. The Company is a limited liability public company listed on the Jamaica Stock Exchange and is domiciled in Jamaica. The registered office of the Company is at Rockfort, Kingston, Jamaica.

The Company is a 65.65% owned subsidiary of TCL (Nevis) Limited. TCL (Nevis) Limited is a wholly owned subsidiary of Trinidad Cement Limited (TCL) (the “Parent Company”), which also owns 8.45% of the ordinary stock units of the Company.

On January 24, 2017, CEMEX, S.A.B. de C.V., through its indirect subsidiary Sierra Trading, acquired 113 million of the ordinary stock units of TCL and on that date increased its shareholding from 39.5% to a majority stake of 69.8% of the total issued ordinary shares of TCL. Consequent on this transaction, TCL became a subsidiary of Sierra Trading, with CEMEX, S.A.B. de C.V., a company incorporated in and domiciled in Mexico and listed on the Mexican and New York Stock Exchanges, becoming the ultimate parent of TCL and the Company.

The principal activities of Caribbean Cement Company Limited and its subsidiary (the “Group”) are the manufacture and sale of cement, clinker and the mining and sale of gypsum, shale and pozzolan. The Group operates in Jamaica.

**2) SIGNIFICANT ACCOUNTING POLICIES AND ESTIMATES**

**2.1) BASIS OF PRESENTATION AND DISCLOSURE**

**Statement of compliance**

The financial statements have been prepared in accordance with International Financial Reporting Standards (“IFRS”) as issued by the International Accounting Standards Board (“IASB”) and the relevant provisions of the Jamaican Companies Act (“the Act”).

**Comparative information**

Wherever necessary, the comparative figures are reclassified to conform with the current year's presentation.

**Basis of measurement**

These financial statements have been prepared under the historical cost basis, except for the fuel hedge asset which has been measured at fair value.

**Functional and presentation currency and definition of terms**

During the reported periods, the presentation currency of the Group financial statements is the Jamaica dollar, which is the functional and presentation currency of the Company and its subsidiary. When reference is made to dollars or “\$” it means Jamaica dollars. The amounts in the financial statements and the accompanying notes are stated in thousands, except when stated otherwise. When reference is made to “US\$”, it means the currency of the United States of America (“United States”). When reference is made to “€” or “Euro”, it means the common currency of the European Union. When reference is made to “TT\$”, it means Trinidad and Tobago dollars.

**Newly issued and amended IFRSs adopted in 2021**

**Amendments to the Conceptual Framework**

The revised framework became effective on January 1, 2021 and covers all aspects of standard setting including the objective of financial reporting.

**Amendments to IFRS 7, *Financial instruments: disclosures*; IFRS 9, *Financial instruments*; IAS 39, *Financial instruments: recognition and measurement*; IFRS 4, *Insurance Contracts*; and IFRS 16, *Leases*.**

The amendments, comprising Phase 2 of IBOR (inter-bank offered rates) reform, became effective on January 1, 2021, and provide a practical expedient for modifying a financial contract or a lease for lessees as a result of IBOR reform (IBOR reform – Phase 2). The amendments also allow a series of exemptions from certain rules around hedge accounting, including the need to discontinue existing hedging relationships as a result of changes to hedging documentation required by IBOR reform.

This is not applicable to the Group and thus had no impact.

**CARIBBEAN CEMENT COMPANY LIMITED**  
**Notes to the Group and Company Financial Statements**  
**As of December 31, 2021**  
(Thousands of Jamaica dollars)

**2) SIGNIFICANT ACCOUNTING POLICIES AND ESTIMATES - CONTINUED**

**2.1) BASIS OF PRESENTATION AND DISCLOSURE - CONTINUED**

**Newly issued and amended IFRSs adopted in 2021 - continued**

**Amendment to IFRS 16, *Leases***

The changes in Covid-19-Related Rent Concessions (Amendment to IFRS 16) became effective on June 1, 2020, and amend IFRS 16 to provide lessees with an exemption from assessing whether a COVID-19-related rent concession is a lease modification. The amendments require that lessees apply the exemption to account for COVID-19-related rent concessions as if they were not lease modifications, that lessees that apply the exemption disclose that fact, and that lessees apply the exemption retrospectively in accordance with IAS 8, but do not require them to restate prior period figures.

The adoption of the amendments to IFRS 16 did not result in any changes to the financial statements.

**2.2) PRINCIPLES OF CONSOLIDATION**

The Group financial statements include those of Caribbean Cement Company Limited and those of the entity in which the Company exercises control, by means of which the Company is exposed, or has rights, to variable returns from its involvement with the investee, and has the ability to affect those returns through its power over the investee's relevant activities. Balances and operations between related parties are eliminated on consolidation. The Company's subsidiary, which together with the Company are referred to as "the Group". The group financial statements include:

Entity	Principal activity	Country of Incorporation	% Equity interest	
			2021	2020
Rockfort Mineral Bath Complex Limited	Spa facility	Jamaica	100	100

**2.3) USE OF ESTIMATES AND CRITICAL ASSUMPTIONS**

The preparation of financial statements in accordance with IFRS requires management to make estimates and assumptions that affect reported amounts of assets and liabilities, and the disclosure of contingent assets and liabilities as at the date of the financial statements; as well as the reported amounts of revenues and expenses during the period. These assumptions are reviewed on an ongoing basis using available information. Actual results could differ from these estimates. The items subject to significant estimates and assumptions by management include:

**(i) Allowance for impairment losses on trade receivables**

Allowances are determined upon origination of the trade accounts receivable based on a model that calculates the expected credit loss ("ECL") of the trade accounts receivable.

Under the ECL model, the Group segments its trade accounts receivable in a matrix by days past due and determines for each age bracket an average rate of ECL, considering actual credit loss experience over the last 60 months and analysis of future delinquency, that is applied to the balance of the trade accounts receivable.

The average ECL rate increases in each segment of days past due until the rate is 100% for the segment of 360 days or more past due. The use of assumptions make uncertainty inherent in such estimates.

**(ii) Net realisable value of inventories**

Estimates of net realisable value are based on the most reliable evidence available at the time the estimates are made of the amounts the inventories are expected to realise. These estimates take into consideration fluctuations of price or cost directly relating to events after the period end to the extent that such events confirm conditions existing at the end of the year.



**CARIBBEAN CEMENT COMPANY LIMITED**  
**Notes to the Group and Company Financial Statements**  
**As of December 31, 2021**  
(Thousands of Jamaica dollars)

**2) SIGNIFICANT ACCOUNTING POLICIES AND ESTIMATES - CONTINUED**

**2.3) USE OF ESTIMATES AND CRITICAL ASSUMPTIONS - CONTINUED**

**(iii) Residual value and expected useful life of long-lived assets**

The residual values and expected useful lives of long-lived assets are reviewed at least annually. If expectations differ from previous estimates, the change is accounted for accordingly. The useful life of an asset is defined in terms of the asset's expected value in use to the group.

**(iv) Rehabilitation provision**

The provision for restoration and rehabilitation associated with environmental damage represents the best estimates of the future costs of remediation, which are recognised at their nominal value when the time schedule for the disbursement is not clear, or when the economic effect for the passage of time is not significant; otherwise, such provisions are recognised at their discounted values.

These obligations include the costs of the future cleaning, reforestation and or development of the affected areas and include the future costs of abandoning the site so that quarries are left in acceptable condition at the end of their operation.

The ultimate restoration and rehabilitation costs are uncertain, and cost estimates can vary in response to many factors, including estimates of the extent and costs of rehabilitation activities, technological changes, regulatory changes, cost increases and changes in discount rates. These uncertainties may result in future actual expenditure differing from the amounts currently provided. Therefore, significant estimates and assumptions are made in determining the provision for mine rehabilitation. As a result, there could be significant adjustments to the provisions established which would affect future financial results.

The provision for future restoration and rehabilitation is based on a plan presented to and approved by the Commissioner of Mines and Geology. These costs are reviewed annually and any changes in the estimate are reflected in the present value of the restoration provision at each reporting date. The provision as at reporting date represents management's best estimate of the present value of the future restoration and rehabilitation costs required (note 17).

**(v) Post-employment benefits**

The amounts recognised in the statement of financial position, the income statement and the statement of other comprehensive income for post-employment benefits are determined actuarially using several assumptions. The primary assumptions used in determining the amounts recognised include the discount rate used to determine the present value of estimated future cash flows required to settle the post-retirement obligations and the expected rate of increase in medical costs for post-employment medical benefits.

The discount rate is determined based on the estimate of yield on long-term government securities that have maturity dates approximating the terms of the obligation; in the absence of such instruments in Jamaica, it has been necessary to estimate the rate by extrapolating from the longest-tenor security on the market. The estimate of the expected rate of increase in medical costs is determined based on inflationary factors. Any changes in the foregoing assumptions will affect the amounts recorded in the financial statements for these obligations.

**2.4) FOREIGN CURRENCY TRANSACTIONS**

Transactions denominated in foreign currencies are recorded in the functional currency at the exchange rates prevailing on the dates of their execution. Monetary assets and liabilities denominated in foreign currencies are translated into the functional currency at the exchange rates prevailing at the statement of financial position date and the resulting foreign exchange fluctuations are recognised in the income statement.

The most significant closing exchange rates and the approximate average exchange rates for the statement of financial position and the income statement respectively as of December 31, 2021 and 2020, are as follows:

	2021		2020	
	Closing	Average	Closing	Average
United States Dollar .....	155.0878	151.8044	142.6493	142.8408
Euro .....	177.6382	181.6932	176.8258	166.1735
Trinidad and Tobago Dollar .....	22.8171	22.4282	20.9800	21.0742

**CARIBBEAN CEMENT COMPANY LIMITED**  
**Notes to the Group and Company Financial Statements**  
**As of December 31, 2021**  
(Thousands of Jamaica dollars)

**2) SIGNIFICANT ACCOUNTING POLICIES AND ESTIMATES - CONTINUED**

**2.5) CASH AT BANK AND ON HAND (note 8)**

The balance in this caption comprises available amounts of cash at bank and on hand, which are readily available cash and cash equivalents.

**2.6) FINANCIAL INSTRUMENTS**

**Classification and measurement of financial instruments**

The financial assets that meet both of the following conditions and are not designated as at fair value through the profit or loss: a) are held within a business model whose objective is to hold assets to collect contractual cash flows, and b) their contractual terms give rise on specified dates to cash flows that are solely payments of principal and interest on the principal amount outstanding, are classified as “Held to collect” and measured at amortised cost.

Amortised cost represents the amount at which the financial asset or financial liability is measured at initial recognition minus the principal repayments, plus or minus the cumulative amortisation using the effective interest method of any difference between that initial amount and the maturity amount and, for financial assets, adjusted for any loss allowance. This classification of financial assets and liabilities comprises the following captions:

- Cash at bank and on hand (notes 2.5 and 8).
- Trade accounts receivable net; other accounts receivable; other current assets; accounts receivable from related parties and accounts receivable from subsidiary (notes 9, 10, 12 and 22). Due to their short-term nature, the Group initially recognises these assets at the original invoiced or transaction amount less expected credit losses.
- Liabilities for trade payables, other account payables and accrued expenses and accounts payable to related parties (notes 17 and 22) are recorded initially at amounts representing the fair value of the consideration to be paid for goods or services received by the reporting date, whether or not billed.
- The initial recognition of the redeemable preference shares was at fair value and were subsequently measured at amortised cost using the effective interest method (note 20.1(i)).

Debt instruments are classified as “Loans” and measured at amortised cost (notes 16.1 and 16.2). Interest accrued on financial instruments is recognised within “Other current and non-current liabilities” against financial expense. During the reported periods, the Group did not have financial liabilities voluntarily recognised at fair value or associated with fair value hedge strategies with derivative financial instruments.

Derivative financial instruments are recognised as assets or liabilities in the statement of financial position at their estimated fair values, and the changes in such fair values are recognised in the statement of comprehensive income within “Items that are or maybe reclassified subsequently to the income statement” for the period in which they occur, except in the case of hedging instruments as described below (note 16.4).

**Impairment of financial assets**

Impairment losses of financial assets, including trade accounts receivable, are recognised using the expected credit loss model for the entire lifetime of such financial assets on initial recognition, and at each subsequent reporting period, even in the absence of a credit event or if a loss has not yet been incurred, considering for their measurement past events and current conditions, as well as reasonable and supportable forecasts affecting collectability.

**Fair value measurements (note 16.3)**

Fair value is the price that would be received to sell an asset or paid to transfer a liability in an orderly transaction between market participants at the measurement date. The fair value of financial instruments that are actively traded in organised financial markets is determined by reference to quoted market bid prices at the close of business on the reporting date. For financial instruments where there is no active market, fair value is determined using valuation techniques. Such techniques include using recent arm’s length market transactions, reference to the current market value of another instrument which is substantially the same, discounted cash flow analysis or other valuation models.

Management assessed that the carrying amounts of cash and cash equivalents, trade receivables, trade payables, due from related companies and due to parent and related companies approximate their fair values largely due to the short-term maturities of these instruments.

As disclosed in note 16.4 the diesel fuel hedge is carried at fair value.

**CARIBBEAN CEMENT COMPANY LIMITED**  
**Notes to the Group and Company Financial Statements**  
**As of December 31, 2021**  
(Thousands of Jamaica dollars)

**2) SIGNIFICANT ACCOUNTING POLICIES AND ESTIMATES - CONTINUED**

**2.6) FINANCIAL INSTRUMENTS - CONTINUED**

**Fair value measurements (note 16.3) - Continued**

The Group uses the following hierarchy for determining and disclosing the fair value of financial instruments by valuation technique:

- Level 1 - Quoted (unadjusted) prices in active markets for identical assets or liabilities.
- Level 2 - Other techniques for which all inputs which have a significant effect on the recorded fair value are observable, either directly or indirectly.
- Level 3 - Techniques which use inputs which have a significant effect on the recorded fair value that are not based on observable market data.

**2.7 INVENTORIES (note 11)**

Inventories are valued using the lower of cost or net realisable value, whereas cost is based on the weighted average principle. The cost of inventories includes expenditures incurred in acquiring the inventories, production or conversion costs and other costs incurred in bringing them to their existing location and condition. The Group analyses its inventory balances to determine if, as a result of internal events, such as physical damage, or external events, such as technological changes or market conditions, certain portions of such balances have become obsolete or impaired. When an impairment situation arises, the inventory balance is adjusted to its net realisable value, whereas, if an obsolescence situation occurs, the allowance for inventory obsolescence is increased. In both cases, these adjustments are recognised against the results of the period. Advances to suppliers of inventory are presented as part of "Other current assets".

**2.8) PROPERTY, MACHINERY AND EQUIPMENT (note 14)**

Property, machinery and equipment are recognised at their acquisition or construction cost, as applicable, less accumulated depreciation and accumulated impairment losses. Depreciation of fixed assets is recognised as part of cost of sales and operating expenses and is calculated using the straight-line method over the estimated useful lives of the assets.

As of December 31, 2021 and 2020, the average useful lives by category of fixed assets are as follows:

	<b>Years</b>
Land improvements .....	30
Buildings .....	20 - 40
Machinery and equipment .....	3 - 10
Right-of-use assets (lease term) .....	2 - 14

Costs incurred in respect of operating fixed assets that result in future economic benefits, such as an extension in their useful lives, an increase in their production capacity or in safety, as well as those costs incurred to mitigate or prevent environmental damage, are capitalised as part of the carrying amount of the related assets. The capitalised costs are depreciated over the remaining useful lives of such fixed assets. Periodic maintenance on fixed assets is expensed as incurred. Advances to suppliers of fixed assets are presented as part of other current assets.

The useful lives and residual values of property, machinery and equipment are reviewed at each reporting date and adjusted if appropriate.

Land and land improvements and capital work in progress are not depreciated.

**2.9) INTANGIBLE ASSETS (note 15)**

The Group capitalises intangible assets acquired, as well as costs incurred in the development of intangible assets, when probable future economic benefits associated are identified and there is evidence of control over such benefits. Intangible assets are recognised at their acquisition or development cost, as applicable. Definite life intangible assets are amortised on straight-line basis as part of operating costs and operating expenses.

Costs incurred in exploration activities such as payments for rights to explore, topographical and geological studies, as well as trenching, among other items incurred to assess the technical and commercial feasibility of extracting a mineral resource, which are not significant to the Group, are capitalised when probable future economic benefits associated with such activities are identified. When extraction begins, these costs are amortised during the useful life of the quarry based on the estimated tons of material to be extracted. When future economic benefits are not achieved, any capitalised costs are subject to impairment.

**CARIBBEAN CEMENT COMPANY LIMITED**  
**Notes to the Group and Company Financial Statements**  
**As of December 31, 2021**  
(Thousands of Jamaica dollars)

**2) SIGNIFICANT ACCOUNTING POLICIES AND ESTIMATES- CONTINUED**

**2.9) INTANGIBLE ASSETS (note 15) - CONTINUED**

Amortisation of intangible assets is recognised as part of cost of sales and operating expenses and is calculated using the straight-line method over the estimated useful lives of the assets.

As of December 31, 2021 and 2020, the average useful lives by category of intangible assets are as follows:

	<b>Years</b>
Exploration costs .....	3
Dredging costs .....	3

**2.10) IMPAIRMENT OF LONG-LIVED ASSETS (notes 14 and 15)**

**Property, machinery and equipment and intangible assets of definite life**

These assets are tested for impairment annually, or upon the occurrence of a significant adverse event, changes in the Group's operating business model or in technology that affect the assets, or expectations of lower operating results, to determine whether their carrying amounts may not be recovered.

An impairment loss is recorded in the income statement for the period within "Other expenses, net," for the excess of the asset's carrying amount over its recoverable amount, corresponding to the higher of the fair value less costs to sell the asset, as determined by an external appraiser, and the asset's value in use, the latter represented by the net present value (NPV) of estimated cash flows related to the use and eventual disposal of the asset. The main assumptions utilised to develop estimates of NPV are a discount rate that reflects the risk of the cash flows associated with the assets and the estimations of generation of future income.

Those assumptions are evaluated for reasonableness by comparing such discount rates to available market information and by comparing to third-party expectations of industry growth, such as governmental agencies or industry chambers.

When impairment indicators exist, for each intangible asset, the Group determines its projected revenue streams over the estimated useful life of the asset. To obtain discounted cash flows attributable to each intangible asset, such revenue is adjusted for operating expenses, changes in working capital and other expenditures, as applicable, and discounted to its NPV using the risk-adjusted discount rate of return. The most significant economic assumptions are: a) the useful life of the asset; b) the risk adjusted discount rate of return; and c) growth rates. Assumptions used for these cash flows are consistent with internal forecasts and industry practices.

The fair values of these assets are significantly sensitive to changes in such relevant assumptions. Certain key assumptions are more subjective than others. The Group validates its assumptions through benchmarking with industry practices and the corroboration of third-party valuation advisors. Impairment losses recognised in prior periods are assessed at each reporting date for any indication that the loss has decreased or no longer exists. An impairment loss may be reversed if there has been a change in estimates used to determine the recoverable amount. An impairment loss is reversed only to the extent that the asset's carrying amount does not exceed the carrying amount that would have been determined, net of depreciation or amortisation if no impairment loss had been recognised.

**2.11) PROVISIONS**

The Group recognises provisions when it has a legal or constructive obligation resulting from past events, whose resolution would require cash outflows, or the delivery of other resources owned by the Group. As of December 31, 2021 and 2020, the carrying amount of the Group's other current and non-current liabilities and provisions are detailed in note 17.

Considering guidance under IFRS, the Group recognises provisions for levies imposed by the government until the obligating event or the activity that triggers the payment of the levy has occurred, as defined in the legislation.

**Costs related to remediation of the environment (note 17)**

Provisions associated with environmental damage represent the estimated future cost of remediation, which are recognised at their nominal value when the time schedule for the disbursement is not clear, or when the economic effect for the passage of time is not significant; otherwise, such provisions are recognised at their discounted values using the weighted-average cost of capital.

**CARIBBEAN CEMENT COMPANY LIMITED**  
**Notes to the Group and Company Financial Statements**  
**As of December 31, 2021**  
(Thousands of Jamaica dollars)

**2) SIGNIFICANT ACCOUNTING POLICIES AND ESTIMATES- CONTINUED**

**2.11) PROVISIONS - CONTINUED.**

**Contingencies and commitments (notes 23 and 24)**

Obligations or losses related to contingencies are recognised as liabilities in the statement of financial position only when present obligations exist resulting from past events that are probable to result in an outflow of resources and the amount can be measured reliably. Otherwise, a qualitative disclosure is included in the notes to the financial statements. The effects of long-term commitments established with third parties, such as supply contracts with suppliers or customers, are recognised in the financial statements on an incurred or accrued basis, after taking into consideration the substance of the agreements. Relevant commitments are disclosed in the notes to the financial statements. The Group recognises contingent revenues, income or assets only when their realisation is virtually certain.

**2.12) EMPLOYEE BENEFITS**

Employee benefits are all forms of consideration given by the Group in exchange for service rendered by employees (note 5(iv)). These include current or short-term benefits such as salaries, bonuses, National Insurance Scheme (NIS) contributions, vacation leave; non-monetary benefits such as pension, post-retirement benefits such as medical care; and other long-term employee benefits such as termination benefits. Employee benefits other than pensions that are earned as a result of past or current service are recognised in the following manner: Short-term employee benefits are recognised as a liability, net of payments made, and charged as an expense. The expected cost of vacation leave that accumulates is recognised when the employee becomes entitled to the leave. Post-retirement benefits are accounted for as described in note (ii) below.

**(i) Defined contribution pension plan (note 18)**

The costs of the defined contribution pension plan are recognised in the income statement as they are incurred. Liabilities arising from such plans are settled through cash transfers to the employees' retirement accounts, without generating future obligations.

**(ii) Post-retirement medical benefits (note 18)**

Employee benefits, comprising post-retirement obligations included in the financial statements, have been actuarially determined by a qualified independent actuary, appointed by management using the projected unit credit method. The actuary's report outlines the scope of the valuation and the actuary's opinion. The actuarial valuation is conducted in accordance with IAS 19, and the financial statements reflect the Group's post-retirement benefit obligation as computed by the actuary.

The Group's obligation in respect of its post-retirement medical plan is calculated by estimating the number of future benefits that employees have earned in return for their service in the current and prior periods; that value is discounted to determine the present value. The discount rate is determined by reference to the yield at the reporting date on long-term government instruments of terms approximating those of the Group's obligation.

Remeasurements of the defined benefit liability, which comprise actuarial gains and losses, are recognised immediately in other comprehensive income. The Group determines the interest expense on the defined benefit liability for the year by applying the discount rate used to measure the defined benefit obligation at the beginning of the year to the net-defined benefit liability, considering any changes in the defined benefit liability during the year as a result of the contributions and benefit payments. The interest expense and other expenses related to the defined benefit plan are recognised in the income statement.

When the benefits of the plan are changed or when a plan is curtailed, the resulting change in the defined benefit obligation or asset that relates to past service or the gain or loss on curtailment is recognised immediately in the income statement. The Group recognises gains and losses on the settlement of a defined benefit plan when the settlement occurs.

**(iii) Termination benefits**

Termination benefits, not associated with a restructuring event, which mainly represent severance payments by law, are recognised in the income statement for the period in which they are incurred.

**CARIBBEAN CEMENT COMPANY LIMITED**  
**Notes to the Group and Company Financial Statements**  
**As of December 31, 2021**  
**(Thousands of Jamaica dollars)**

**2) SIGNIFICANT ACCOUNTING POLICIES AND ESTIMATES - CONTINUED**

**2.13) TAXATION (note 19)**

The effects reflected in the income statement for taxes include the amounts incurred during the period and the amounts of deferred taxes, determined according to the tax law applicable at the reporting date. Deferred taxes represent amounts determined by applying the tax rate to the total temporary differences resulting from comparing the book and taxable values of assets and liabilities, considering tax assets such as loss carry forwards and other recoverable taxes, to the extent that it is probable that future taxable profits will be available against which they can be utilised. The measurement of deferred taxes as at the reporting period reflects the tax consequences that follow the way in which the Group expects to recover or settle the carrying amount of its assets and liabilities.

Deferred taxes for the period represent the difference between balances of deferred taxes at the beginning and the end of the period. According to IFRS, all items charged or credited directly in stockholders' equity or as part of other comprehensive income for the period are recognised net of their deferred tax effects. The effect of a change in enacted statutory tax rates is recognised in the period in which the change is officially enacted.

Deferred tax assets are reviewed at each reporting date and are reduced when it is not deemed probable that the related tax benefit will be realised, considering the aggregate amount of self-determined tax loss carry forwards that the Group believes will not be rejected by the tax authorities based on available evidence and the likelihood of recovering them through an analysis of estimated future taxable income. When it is considered that a deferred tax asset will not be recovered, the Group would not recognise such a deferred tax asset. Both situations would result in an additional tax expense for the period in which such a determination is made. In order to determine whether it is probable that deferred tax assets will ultimately be recovered, the Group takes into consideration all available positive and negative evidence, including factors such as market conditions, industry analysis, expansion plans, projected taxable income, current tax structure, potential changes or adjustments in tax structure, tax planning strategies, future reversals of existing temporary differences. Likewise, the Group analyses its actual results versus estimates, and adjusts, as necessary, its tax asset valuations. If actual results vary from the Group's estimates, the deferred tax asset and or valuations may be affected, and necessary adjustments will be made based on relevant information in the Group's income statement for such period.

The tax effects from an uncertain tax position are recognised when it is probable that the position will be sustained based on its technical merits and assuming that the tax authorities will examine each position and have full knowledge of all relevant information, and they are measured using a cumulative probability model. Each position has been considered on its own, regardless of its relation to any other broader tax settlement.

The high probability threshold represents a positive assertion by management that the Group is entitled to the economic benefits of a tax position. If a tax position is considered not probable of being sustained, no benefits of the position are recognised.

The effective tax rate is determined by dividing the line item "Taxation" by the line item "Earnings before taxation". This effective tax rate is further reconciled to the Group's statutory tax rate applicable in Jamaica. For the years ended December 31, 2021 and 2020, the statutory tax rate was 25%.

**2.14) BORROWINGS AND BORROWING COSTS**

**Short-term loans and long-term borrowings (note 16.1)**

Borrowings are classified as current when the Group expects to settle the liability in its normal operating cycle, it holds the liability primarily for the purpose of trading, the liability is due to be settled within 12 months after the date of the statement of financial position, or it does not have an unconditional right to defer settlement of the liability for at least 12 months after the date of the statement of financial position; otherwise, it is classified as long-term.

Borrowings are stated initially at cost, being the fair value of consideration received net of transaction cost associated with the borrowings. After initial recognition, borrowings are measured at amortised cost using the effective interest method; any difference between proceeds and the redemption value is recognised in the income statement over the period of the borrowings.

Borrowing costs directly attributable to the acquisition, construction or production of an asset that necessarily takes a substantial period to get ready for its intended use or sale are capitalised as part of the cost of the asset. All other borrowing costs are expensed in the period in which they are incurred. Borrowing costs consist of interest and other costs that an entity incurs in connection with the borrowing of funds.

**CARIBBEAN CEMENT COMPANY LIMITED**  
**Notes to the Group and Company Financial Statements**  
**As of December 31, 2021**  
(Thousands of Jamaica dollars)

**2) SIGNIFICANT ACCOUNTING POLICIES AND ESTIMATES – CONTINUED**

**2.15) LEASES (note 16.2)**

At inception of a contract, the Group assesses whether the contract conveys the right to control the use of an identified asset for a period in exchange for consideration. To assess whether the contract conveys the right to control the use of an identified asset, the Group assesses whether:

- The contract involves the use of an identified asset – this may be specified explicitly or implicitly and should be physically distinct or represent substantially all the capacity of a physically distinct asset. If the supplier has a substantive substitution right, then the asset is not identified.
- The Group has the right to obtain substantially all the of the economic benefits from use of the asset throughout the period of use; and
- The Group has the right to direct the use of the asset. The Group has the right when it has the decision-making rights that are most relevant to changing how and for what purpose the asset is used.

The lease liabilities are initially measured at the present value of the lease payments that are not paid at the commencement date, discounted using an interest rate that a lessee would have to pay to borrow over a similar term, and with a similar security, the funds necessary to obtain an asset of a similar value to the right-of-use asset in a similar economic environment.

Lease payments included in the measurement of the lease liabilities comprise solely fixed payments. The lease liabilities are measured at amortised cost using the effective interest method. It is remeasured when there is a change in future lease payments arising from a change in an index or rate, if there is a change in the Group's estimate of the amount expected to be payable under a residual value guarantee, or the Group changes its assessment of whether it will exercise a purchase, extension or termination option.

When the lease liabilities are remeasured in this way, a corresponding adjustment is made to the carrying amount of the right-of-use asset, or is recorded in the income statement if the carrying amount of the right-of-use asset has been reduced to zero.

The right-of-use asset is subsequently depreciated using the straight-line method from the commencement date to the earlier of the end of the useful life of the right-of-use asset or the end of the lease term. In addition, the right-of-use asset is periodically reduced by impairment losses, if any, and adjusted for certain remeasurements of the lease liabilities.

The Group does not recognise the rental of the land for the quarries as those are not within the scope of IFRS 16.

**Short-term leases and leases of low-value assets**

The Group has elected not to recognise right-of-use assets and lease liabilities for short-term leases that have a lease term of 12 months or less and leases of low-value assets with a value of US\$5,000 or less. The Group recognises the lease payments associated with these leases as an expense on a straight-line basis over the lease term.

**2.16) STOCKHOLDERS' EQUITY**

**Share capital (note 20.1)**

These items represent the value of stockholders' contributions. The most significant items within "Share capital" during the reported period are as follows:

**(i) Ordinary stock units**

Ordinary stock units are classified as equity when there is no obligation to transfer cash or other assets.

**(ii) Capital contribution**

Capital contributions resulted from the forgiveness of a debt due to the Parent Company, as part of the restructuring programme designed in 2013 to strengthen the equity position of the Company. The value of the debt forgiven was credited to Stockholders' equity as capital contribution by the Company as there is no obligation to transfer cash or other assets back to the Parent Company in relation to this amount.

**CARIBBEAN CEMENT COMPANY LIMITED**  
**Notes to the Group and Company Financial Statements**  
**As of December 31, 2021**  
(Thousands of Jamaica dollars)

**2) SIGNIFICANT ACCOUNTING POLICIES AND ESTIMATES – CONTINUED**

**2.16) STOCKHOLDERS' EQUITY – CONTINUED**

**Other equity reserves (note 20.2)**

Other equity reserves comprises the cumulative effects of items and transactions that are, temporarily or permanently, recognised directly to stockholders' equity, and includes the comprehensive income, which reflects certain changes in stockholders' equity that do not result from investments by owners and distributions to owners.

Items of "Other equity reserves" included within other comprehensive income:

- The portion of the preference shares redeemed that was transferred to "Capital Redemption Fund Reserve" pursuant to section 64(d) of the Jamaican Companies Act; and
- The effective portion of the valuation and liquidation effects from derivative instruments under cash flow hedging relationships, which are recorded temporarily in stockholders' equity.
- Realised capital reserves represents the gains from the sale of machinery and equipment.

**Accumulated net income**

Accumulated net income represents the cumulative net results of prior years, net of: a) dividends paid; b) changes in the remeasurement of employee benefits obligation, net of tax (note 2.12), c) current year net income and d) cumulative effects from adoption of new IFRS.

**2.17) EARNINGS PER STOCK UNIT (note 21)**

The earnings per stock unit is computed by dividing consolidated net income attributable to ordinary stockholders by the weighted-average number of ordinary stock units in issue during the year.

**2.18) DIVIDENDS**

Dividends declared and payable to the Company's stockholders are recognised as a liability in the Group statement of financial position in the period in which the dividends are declared by the Company's Board of Directors.

**2.19) REVENUE RECOGNITION (note 3)**

Revenue comprises the fair value of the consideration received or receivable mainly from the sale of goods and rental of port facilities in the ordinary course of the Group's activities.

**Sale of goods**

Revenue is recognised at a point in time in the amount before tax on sales, expected to be received by the Group for goods and services supplied as a result of its ordinary activities, as contractual performance obligations are fulfilled, and control of goods and services passes to the customer. Revenues are decreased by any trade discounts or volume rebates granted to customers. Transactions between related parties are eliminated on consolidation.

For contracts that permit the return of goods, revenue is recognised to the extent that it is highly probable that a significant reversal will not occur. The right to recover returned goods is measured at the former carrying amount of inventory less any expected cost to recover.

Revenue and costs from trading activities, in which the Group acquires finished goods from a third party and subsequently sells the goods to another third party, are recognised on a gross basis, considering that the Group assumes ownership risks on the goods purchased, not acting as an agent or broker.

**Rental of port facilities**

Fee and commission income from contracts with customers re measured based on the consideration specified in a contract with a customer. The Group recognises revenue at a point in time when the service is provided to the customer.



**CARIBBEAN CEMENT COMPANY LIMITED**  
**Notes to the Group and Company Financial Statements**  
**As of December 31, 2021**  
(Thousands of Jamaica dollars)

**2) SIGNIFICANT ACCOUNTING POLICIES AND ESTIMATES – CONTINUED**

**2.20) COST OF SALES AND OPERATING EXPENSES (note 5)**

Cost of sales represents the production cost of inventories at the moment of sale. Such costs includes depreciation, amortisation and depletion of assets involved in production, expenses related to storage in production plants and freight expenses of raw material in plants and delivery expenses.

**Operating expenses**

Administrative expenses represent the expenses associated with personnel, services and equipment, including depreciation and amortisation, related to managerial activities and back office for the Company's management.

Selling expenses represent the expenses associated with personnel, services and equipment, including depreciation and amortisation, involved specifically in sales activities.

Distribution and logistics expenses refer to expenses of storage at points of sale, including depreciation and amortisation, as well as freight expenses of finished products between plants and points of sale and freight expenses between points of sales and the customers' facilities.

**2.21) OTHER EXPENSES, NET (note 6)**

Other expenses, net comprises of manpower, stockholding and inventory restructuring costs, demolition expense, management fees and COVID-19 related expenses

**2.22) FINANCE INCOME AND EXPENSES (note 7)**

Finance income comprises interest income on savings from bank accounts. Interest income is recognised as it accrues, using the effective interest method.

Finance expenses comprises interest charges on borrowings, the unwinding of discounts on preference shares, lease liabilities and rehabilitation provision and net interest on the employee benefit obligation. Interest is recognised as it accrues, using the effective interest method.

**2.23) RELATED PARTIES (note 22)**

A related party is a person or entity that is related to the entity that is preparing its financial statements (referred to in IAS 24, Related Party Disclosures as the "reporting entity", in this case, the Group).

A related party transaction is a transfer of resources, services, or obligations between related parties, independent of whether an amount is charged.

- (i) A person or a close member of that person's family is related to the Group if that person:
  - (1) has control or joint control over the Group.
  - (2) has significant influence over the Group; or
  - (3) is a member of the key management personnel of the Group or of a parent of the Group.
- (ii) An entity is related to the Group if any of the following conditions applies:
  - (1) The entity and the Group are members of the same group (which means that each parent, subsidiary and fellow subsidiary is related to the others).
  - (2) One entity is an associate or joint venture of the other entity (or an associate or joint venture of a member of an entity of which the other entity is a member).
  - (3) Both entities are joint ventures of the same third party.
  - (4) One entity is a joint venture of a third entity and the other entity is an associate of the third entity.
  - (5) The entity is a post-employment benefit plan for the benefit of employees of either the Group or an entity related to the Group.
  - (6) The entity is controlled, or jointly controlled, by a person identified in (i).
  - (7) A person identified in (i)(1) has significant influence over the entity or is a member of the key management personnel of the entity (or of a parent of the entity).
  - (8) The entity, or any member of a group of which it is a part, provides key management services to the Group or to the parent of the Group.

**CARIBBEAN CEMENT COMPANY LIMITED**  
**Notes to the Group and Company Financial Statements**  
**As of December 31, 2021**  
(Thousands of Jamaica dollars)

**2) SIGNIFICANT ACCOUNTING POLICIES AND ESTIMATES – CONTINUED**

**2.24) NEWLY ISSUED IFRS NOT YET ADOPTED**

Listed below are new and amended standards and interpretations that are not yet effective and have not yet been early adopted. The Group has not completed the assessment of the impact that these may have on the financial statements when adopted.

<b>Standard</b>	<b>Main Topic</b>	<b>Effective date</b>
Amendments to IAS 1, <i>Presentation of Financial Statements</i>	IAS 1 has been revised to (i) clarify that the classification of liabilities as current or non-current should be based on rights that are in existence at the end of the reporting period and align the wording in all affected paragraphs to refer to the "right" to defer settlement by at least twelve months and make explicit that only rights in place "at the end of the reporting period" should affect the classification of a liability; (ii) clarify that classification is unaffected by expectations about whether an entity will exercise its right to defer settlement of a liability; and (iii) make clear that settlement refers to the transfer to the counterparty of cash, equity instruments, other assets or services. The effective date was deferred by 1 year from January 1, 2022 to January 1, 2023.	January 1, 2023
Amendments to IAS 16, <i>Property, Plant and Equipment</i>	The amendments prohibit a company from deducting from the cost of property, plant and equipment amounts received from selling items produced while the company is preparing the asset for its intended use. Instead, a company will recognise such sales proceeds and related cost in profit or loss.	January 1, 2022
Amendments to IAS 1, <i>Presentation of financial statements</i>	The amendments requires companies to: disclose their <i>material</i> accounting policies rather than their <i>significant</i> accounting policies; clarify that accounting policies related to immaterial transactions, other events or conditions are themselves immaterial and as such need not be disclosed; and clarify that not all accounting policies that relate to material transactions, other events or conditions are themselves material to a company's financial statements.	January 1, 2023
Amendments to IAS 37, <i>Provisions, Contingent Liabilities and Contingent Assets</i>	The amendments clarify that for the purpose of assessing whether a contract is onerous, the cost of fulfilling the contract includes both the incremental costs of fulfilling that contract and an allocation of other costs that relate directly to fulfilling contracts.	January 1, 2022
Amendments to IFRS 3, <i>Business Combinations</i>	The amendments updated the reference to the Conceptual Framework. They also added to IFRS 3 an exception to its requirement for an entity to refer to the Conceptual Framework to determine what constitutes an asset or a liability. The exception specifies that, for some types of liabilities and contingent liabilities, an entity applying IFRS 3 should instead refer to IAS 37 <i>Provisions, Contingent Liabilities and Contingent Assets</i> . The Board added this exception to avoid an unintended consequence of updating the reference. Without the exception, an entity would have recognised some liabilities on the acquisition of a business that it would not recognise in other circumstances. Immediately after the acquisition, the entity would have had to derecognise such liabilities and recognise a gain that did not depict an economic gain.	January 1, 2022
Amendments to IFRS 9, <i>Financial Instruments</i>	The amendment clarifies which fees an entity includes when it applies the '10 per cent' test in paragraph B3.3.6 of IFRS 9 in assessing whether to derecognise a financial liability. An entity includes only fees paid or received between the entity (the borrower) and the lender, including fees paid or received by either the entity or the lender on the other's behalf.	January 1, 2022
Amendments to IFRS 10, <i>Consolidated financial statements</i> and IAS 28 <i>Investments in associates and joint ventures</i>	The amendments clarify the recognition of gains or losses in the Parent's financial statements for the sale or contribution of assets between an investor and its associate or joint venture.	Effective date deferred indefinitely

**CARIBBEAN CEMENT COMPANY LIMITED**  
**Notes to the Group and Company Financial Statements**  
**As of December 31, 2021**  
(Thousands of Jamaica dollars)

**2) SIGNIFICANT ACCOUNTING POLICIES AND ESTIMATES – CONTINUED**

**2.24) NEWLY ISSUED IFRS NOT YET ADOPTED - CONTINUED**

Listed below are new and amended standards and interpretations that are not yet effective and have not yet been early adopted. The Group has not completed the assessment of the impact that these may have on the financial statements when adopted. - continued

Standard	Main Topic	Effective date
Amendments to IFRS 16, <i>Leases</i>	The changes in <i>Covid-19-Related Rent Concessions (Amendment to IFRS 16)</i> amend IFRS 16 to provide lessees with an exemption from assessing whether a COVID-19-related rent concession is a lease modification; require lessees that apply the exemption to account for COVID-19-related rent concessions as if they were not lease modifications; require lessees that apply the exemption to disclose that fact; and require lessees to apply the exemption retrospectively in accordance with IAS 8, but not require them to restate prior period figures.	April 1, 2021
Amendments to IAS 12 <i>Income Taxes</i>	<p>The amendments narrow the scope of the initial recognition exemption (IRE) so that it does not apply to transactions that give rise to equal and offsetting temporary differences. As a result, companies will need to recognise a deferred tax asset and a deferred tax liability for temporary differences arising on initial recognition of a lease and a decommissioning provision.</p> <p>For leases and decommissioning liabilities, the associated deferred tax asset and liabilities will need to be recognised from the beginning of the earliest comparative period presented, with any cumulative effect recognised as an adjustment to retained earnings or other components of equity at that date. If a company previously accounted for deferred tax on leases and decommissioning liabilities under the net approach, then the impact on transition is likely to be limited to the separate presentation of the deferred tax asset and the deferred tax liability.</p>	January 1, 2023
Amendments to IAS 8 <i>Accounting Policies, Changes in Accounting Estimates and Errors</i>	<p>The amendments also clarify the relationship between accounting policies and accounting estimates by specifying that a company develops an accounting estimate to achieve the objective set out by an accounting policy.</p> <p>Developing an accounting estimate includes both:</p> <ul style="list-style-type: none"> <li>○ selecting a measurement technique (estimation or valuation technique) – e.g. an estimation technique used to measure a loss allowance for expected credit losses when applying IFRS 9 <i>Financial Instruments</i>; and</li> <li>○ choosing the inputs to be used when applying the chosen measurement technique – e.g. the expected cash outflows for determining a provision for warranty obligations when applying IAS 37 <i>Provisions, Contingent Liabilities and Contingent Assets</i>.</li> </ul>	January 1, 2023

**CARIBBEAN CEMENT COMPANY LIMITED**  
**Notes to the Group and Company Financial Statements**  
**As of December 31, 2021**  
(Thousands of Jamaica dollars)

**3) REVENUE**

The Group's revenues are mainly composed of the sale of cement, clinker and other goods and services. The Group grants credit for terms ranging from 0 to 45 days depending on the type and risk of each customer. For the years ended December 31, 2021 and 2020, revenue is as follows:

		<b>The Group</b>		<b>The Company</b>	
		<b>2021</b>	<b>2020</b>	<b>2021</b>	<b>2020</b>
From the sale of goods associated with the main activities .....	\$	23,661,949	19,835,757	23,661,949	19,835,756
From the sale of services .....		49,015	67,350	49,015	67,350
From the sale of other goods and services .....		129,037	54,158	129,037	51,609
		<b>23,840,001</b>	<b>19,957,265</b>	<b>23,840,001</b>	<b>19,954,715</b>
Insurance compensation.....		-	150,784	-	150,784
	\$	<b>23,840,001</b>	<b>20,108,049</b>	<b>23,840,001</b>	<b>20,105,499</b>

Information on revenues by reportable segment and line of business for the years 2021 and 2020 is presented in note 4.

**4) REPORTABLE SEGMENTS**

Reportable segments represent the components of the Group that engage in business activities from which the Group may earn revenues and incur expenses, whose operating results are regularly reviewed by the entity's top management to make decisions about resources to be allocated to the segments and assess their performance, and for which discrete financial information is available.

Each operating segment's operating results are reviewed regularly by the Group's Chief Operating Decision Maker ("CODM"), to make decisions about resources to be allocated to the segment and assess its performance, and for which discrete financial information is available.

**Revenue**

The revenue from external customers is analysed by geographical location below:

		<b>The Group</b>		<b>The Company</b>	
		<b>2021</b>	<b>2020</b>	<b>2021</b>	<b>2020</b>
Local .....	\$	23,809,929	19,933,733	23,809,929	19,931,183
Caribbean country .....		13,635	-	13,635	-
North American country .....		16,437	23,532	16,437	23,532
	\$	<b>23,840,001</b>	<b>19,957,265</b>	<b>23,840,001</b>	<b>19,954,715</b>

Revenue from the top (5) five customers amounted to \$8.446 billion (2020: \$8.002 billion) arising from cement sales.

**5) OPERATING EARNINGS BEFORE OTHER EXPENSES, NET**

(i) Operating earnings before other expenses net, by nature are as follows:

		<b>The Group</b>		<b>The Company</b>	
		<b>2021</b>	<b>2020</b>	<b>2021</b>	<b>2020</b>
Revenue .....	\$	23,840,001	20,108,049	23,840,001	20,105,499
Expenses:					
Raw material and consumables .....		1,683,894	1,247,650	1,683,894	1,247,650
Fuel and electricity .....		4,109,623	3,638,472	4,108,399	3,636,338
Personnel remuneration and benefits (iv) .....		2,502,444	2,215,515	2,487,634	2,201,670
Repairs and maintenance .....		1,484,856	1,414,441	1,484,594	1,413,179
Equipment hire .....		1,277,774	1,060,888	1,277,774	1,060,888
Cement transportation, marketing and selling expenses .....		893,060	804,145	893,060	804,145
Audit fees:					
Current year .....		22,680	19,242	21,491	19,066
Previous year .....		4,713	973	4,713	973
Directors' emoluments .....		8,418	6,538	8,418	6,538
Other operating expenses .....		984,074	824,317	980,558	819,643
Depreciation and amortisation (v) and (note 14) .....		1,515,255	1,536,260	1,515,157	1,536,236
Changes in inventories of finished goods and work in progress .....		2,022,477	557,619	2,022,477	557,619
Total expenses (ii) .....		<b>16,509,268</b>	<b>13,326,060</b>	<b>16,488,169</b>	<b>13,303,945</b>
Operating earnings before other expenses .....	\$	<b>7,330,733</b>	<b>6,781,989</b>	<b>7,351,832</b>	<b>6,801,554</b>

**CARIBBEAN CEMENT COMPANY LIMITED**  
**Notes to the Group and Company Financial Statements**  
**As of December 31, 2021**  
(Thousands of Jamaica dollars)

**5) OPERATING EARNINGS BEFORE OTHER EXPENSES, NET - CONTINUED**

(ii) The total expenses are included in the income statement are as follows:

		<b>The Group</b>		<b>The Company</b>	
		<b>2021</b>	<b>2020</b>	<b>2021</b>	<b>2020</b>
Cost of sales .....	\$	14,007,828	10,971,463	14,007,828	10,971,463
Operating expenses (iii) .....		2,501,440	2,354,597	2,480,341	2,332,482
	\$	16,509,268	13,326,060	16,488,169	13,303,945

(iii) Operating expenses during 2021 and 2020 by functions are as follows:

		<b>The Group</b>		<b>The Company</b>	
		<b>2021</b>	<b>2020</b>	<b>2021</b>	<b>2020</b>
Administrative expenses .....	\$	826,718	841,078	805,620	819,023
Selling expenses .....		196,374	152,312	196,373	152,252
Distribution and logistics expenses .....		1,478,348	1,361,207	1,478,348	1,361,207
	\$	2,501,440	2,354,597	2,480,341	2,332,482

(iv) Personnel remuneration and benefits during 2021 and 2020 are detailed as follows:

		<b>The Group</b>		<b>The Company</b>	
		<b>2021</b>	<b>2020</b>	<b>2021</b>	<b>2020</b>
Wages and salaries .....	\$	1,984,643	1,778,135	1,972,100	1,766,476
Statutory contributions .....		160,275	131,582	158,837	130,362
Pension costs (note 18) .....		53,888	51,602	53,888	51,602
Other personnel costs .....		303,638	254,196	302,809	253,230
	\$	2,502,444	2,215,515	2,487,634	2,201,670

(v) Depreciation and amortisation recognised during 2021 and 2020 are detailed as follows:

		<b>The Group</b>		<b>The Company</b>	
		<b>2021</b>	<b>2020</b>	<b>2021</b>	<b>2020</b>
Included in cost of sales .....	\$	1,448,491	1,462,455	1,448,491	1,462,455
Included in administrative, selling, distribution and logistics expenses .....		66,764	73,805	66,666	73,781
	\$	1,515,255	1,536,260	1,515,157	1,536,236

**6) OTHER EXPENSES, NET**

The details of the line item "Other expenses, net" in 2021 and 2020 are as follows:

		<b>The Group</b>		<b>The Company</b>	
		<b>2021</b>	<b>2020</b>	<b>2021</b>	<b>2020</b>
Manpower restructuring costs .....	\$	102,832	57,289	102,832	57,289
Reversal of stockholding and inventory restructuring provision .....		(4,977)	(39,885)	(4,977)	(39,885)
Demolition expenses .....		39,594	22,626	39,594	22,626
Inventory write-offs .....		184	64,855	184	64,855
Environmental costs .....		13,461	73,541	13,461	73,541
Management fees .....		194,949	155,232	208,882	167,289
Property, machinery and equipment write-back .....		-	(1,334)	-	(1,334)
COVID-19 related expenses .....		75,800	65,089	75,800	64,679
Other, net (i) .....		22,087	98,009	19,798	97,780
	\$	443,930	495,422	455,574	506,840

(i) Other, net includes expenses amounting to \$nil (2020: \$87.843 million) which were incurred due to adverse weather conditions.

**CARIBBEAN CEMENT COMPANY LIMITED**  
**Notes to the Group and Company Financial Statements**  
**As of December 31, 2021**  
(Thousands of Jamaica dollars)

**7) FINANCIAL EXPENSES**

The details of "Financial expenses" in 2021 and 2020 are as follows:

	<b>The Group</b>		<b>The Company</b>	
	<b>2021</b>	<b>2020</b>	<b>2021</b>	<b>2020</b>
Interest expenses .....	\$ 189,606	500,608	189,606	500,608
Unwinding of discount on preference shares (note 16.2) .....	376,010	221,169	376,010	221,169
Unwinding of discount on lease liabilities (note 16.2) .....	22,321	20,063	22,321	20,063
Unwinding of discount on rehabilitation provision (note 17) .....	4,845	8,091	4,845	8,091
Net interest on employee benefit obligations cost (note 18) .....	78,113	61,824	78,113	61,824
	<b>\$ 670,895</b>	<b>811,755</b>	<b>670,895</b>	<b>811,755</b>

**8) CASH AT BANK AND ON HAND**

As of December 31, 2021 and 2020, cash at bank and on hand consisted of:

	<b>The Group</b>		<b>The Company</b>	
	<b>2021</b>	<b>2020</b>	<b>2021</b>	<b>2020</b>
Cash at bank and on hand .....	\$ 244,900	513,136	244,860	513,092

**9) TRADE ACCOUNTS RECEIVABLE, NET**

As of December 31, 2021 and 2020, trade accounts receivable consisted of:

	<b>The Group</b>		<b>The Company</b>	
	<b>2021</b>	<b>2020</b>	<b>2021</b>	<b>2020</b>
Trade accounts receivable (note 16.5) .....	\$ 325,065	141,684	325,059	141,684
Allowance for expected credit losses (note 16.5) .....	(257)	(283)	(257)	(283)
	<b>\$ 324,808</b>	<b>141,401</b>	<b>324,802</b>	<b>141,401</b>

Allowances are determined upon the origination of the trade accounts receivables. Based on a model that calculates the ECL.

Changes in the allowance for the expected credit losses in 2021 and 2020 are as follows:

	<b>The Group</b>		<b>The Company</b>	
	<b>2021</b>	<b>2020</b>	<b>2021</b>	<b>2020</b>
Allowances for expected credit losses at beginning of the year ...	\$ 283	1,088	283	1,088
Deductions .....	(26)	(805)	(26)	(805)
Allowances for expected credit losses at end of the year.....	<b>\$ 257</b>	<b>283</b>	<b>257</b>	<b>283</b>

**10) OTHER ACCOUNTS RECEIVABLE**

As of December 31, 2021 and 2020, other accounts receivable consisted of:

	<b>The Group</b>		<b>The Company</b>	
	<b>2021</b>	<b>2020</b>	<b>2021</b>	<b>2020</b>
Non-trade accounts receivable (i) .....	\$ 29,511	42,953	29,511	42,953
Loans to employees .....	20,450	20,247	20,450	20,247
Refundable taxes .....	26,820	25,582	26,820	23,767
	<b>\$ 76,781</b>	<b>88,782</b>	<b>76,781</b>	<b>86,967</b>

Other accounts receivable are deemed to have low credit risk. The expected credit loss on these are therefore considered immaterial.

(i) Non-trade accounts receivables mainly comprise prepayments and security deposits.

**CARIBBEAN CEMENT COMPANY LIMITED**  
**Notes to the Group and Company Financial Statements**  
**As of December 31, 2021**  
(Thousands of Jamaica dollars)

**11) INVENTORIES, NET**

As of December 31, 2021 and 2020, the balance of inventories, net of provisions for obsolescence, are summarised as follows:

		<b>The Group and Company</b>	
		<b>2021</b>	<b>2020</b>
Finished goods .....	\$	227,746	143,914
Work-in-process .....		28,325	50,428
Raw materials .....		245,069	167,474
Materials and spare parts .....		2,869,851	1,974,790
Inventory in transit .....		69,115	34,102
	\$	<u>3,440,106</u>	<u>2,370,708</u>

As of December 31, 2021 and 2020, the Group recognised inventory provisions for obsolescence of \$0.158 million and \$0.102 million respectively. The changes in the inventory provisions for obsolescence for the years ended December 31, 2021 and 2020 are as follows:

		<b>The Group and Company</b>	
		<b>2021</b>	<b>2020</b>
Inventory obsolescence provision at beginning of the year .....	\$	102,303	138,188
Reversal of stockholding and inventory restructuring provision.....		(4,977)	(39,885)
Provision during the year.....		60,489	5,800
Write-offs of inventories during the year.....		-	(1,800)
Inventory obsolescence provision at end of the year .....	\$	<u>157,815</u>	<u>102,303</u>

For the years ended December 31, 2021 and 2020, the Group included the changes in inventory provision for obsolescence as raw materials and consumables costs within "Cost of sales" (see note 5(i)) and the reversal of stockholding and inventory restructuring provision in "Other expenses, net" (see note 6).

During the year there were inventory write offs amounting to \$0.184 million (2020: \$64.855 million) which were recorded in other income (expenses) (see note 6).

**12) OTHER CURRENT ASSETS**

As of December 31, 2021, and 2020, the balances of other current assets are summarised as follows:

		<b>The Group and Company</b>	
		<b>2021</b>	<b>2020</b>
Advances to suppliers .....	\$	<u>68,282</u>	<u>74,109</u>

Other current assets are deemed to have low credit risk. The expected credit losses on these are therefore considered immaterial.

**13) INVESTMENT IN SUBSIDIARY**

As of December 31, 2021, and 2020, the balance of investment in subsidiary is summarised as follows:

		<b>The Company</b>	
		<b>2021</b>	<b>2020</b>
Rockfort Mineral Bath Complex Limited			
21,000,000 ordinary shares .....	\$	2,938	2,938
Impairment loss provision .....		(2,938)	(2,938)
	\$	<u>-</u>	<u>-</u>

**CARIBBEAN CEMENT COMPANY LIMITED**  
**Notes to the Group and Company Financial Statements**  
**As of December 31, 2021**  
(Thousands of Jamaica dollars)

**14) PROPERTY, MACHINERY AND EQUIPMENT, NET**

As of December 31, 2021 and 2020, property, machinery and equipment, net include the following:

	<b>The Group</b>		<b>The Company</b>	
	<b>2021</b>	<b>2020</b>	<b>2021</b>	<b>2020</b>
Land and land improvements .....	\$ 257,467	250,858	257,494	250,885
Buildings .....	1,689,536	1,659,206	1,677,831	1,649,051
Machinery and equipment .....	29,833,369	29,649,231	29,828,761	29,644,623
Capital work in progress .....	2,656,551	1,145,478	2,656,559	1,145,486
Accumulated depreciation .....	(11,204,916)	(9,723,478)	(11,190,180)	(9,708,840)
	<b>\$ 23,232,007</b>	<b>22,981,295</b>	<b>23,230,465</b>	<b>22,981,205</b>

Included above for the Company and the Group are right-of-use assets, comprising buildings and mobile equipment, at a cost of \$297.612 million (2020: \$248.711 million) with an accumulated depreciation of \$104.148 million (2020: \$74.927 million).

As of December 31, 2021 and 2020, property, machinery and equipment, net and the changes in such line item during 2021 and 2020 are as follows:

<b>The Group</b>		<b>2021</b>				
		<b>Land and land improvements</b>	<b>Buildings</b>	<b>Machinery and equipment</b>	<b>Capital work in progress</b>	<b>Total</b>
Cost at beginning of year .....	\$	250,858	1,659,206	29,649,231	1,145,478	32,704,773
Accumulated depreciation .....		(109,956)	(784,490)	(8,829,032)	-	(9,723,478)
<b>Net book value at beginning of year .....</b>		<b>140,902</b>	<b>874,716</b>	<b>20,820,199</b>	<b>1,145,478</b>	<b>22,981,295</b>
Capital expenditures .....		-	1,550	(33,800)	1,718,554	1,686,304
Additions through capital leases (note 16.2) .....		-	51,896	33,663	-	85,559
Reclassification .....		13,424	-	194,057	(207,481)	-
Adjustments -cost .....		(6,815)	6,815	-	-	-
Retirement of capital lease - cost .....		-	(29,931)	(9,329)	-	(39,260)
Disposals and adjustments - cost .....		-	-	(453)	-	(453)
Movement in cost during the year .....		6,609	30,330	184,138	1,511,073	1,732,150
Disposals - accumulated depreciation .....		-	-	(209)	-	(209)
Adjustments - accumulated depreciation .....		66,177	(66,177)	-	-	-
Retirement of capital lease - accumulated depreciation .....		-	(29,931)	(3,677)	-	(33,608)
Depreciation for the year .....		4,928	74,001	1,436,326	-	1,515,255
Cost at end of year .....		257,467	1,689,536	29,833,369	2,656,551	34,436,923
Accumulated depreciation .....		(181,061)	(762,383)	(10,261,472)	-	(11,204,916)
<b>Net book value at end of year .....</b>	<b>\$</b>	<b>76,406</b>	<b>927,153</b>	<b>19,571,897</b>	<b>2,656,551</b>	<b>23,232,007</b>



**CARIBBEAN CEMENT COMPANY LIMITED**  
**Notes to the Group and Company Financial Statements**  
**As of December 31, 2021**  
(Thousands of Jamaica dollars)

**14) PROPERTY, MACHINERY AND EQUIPMENT, NET - CONTINUED**

As of December 31, 2021 and 2020, property, machinery and equipment, net and the changes in such line item during 2021 and 2020 are as follows: - continued

The Group	2020				
	Land and land improvements	Buildings	Machinery and equipment	Capital work in progress	Total
Cost at beginning of year .....	\$ 283,570	1,575,848	28,713,905	1,267,134	31,840,457
Accumulated depreciation .....	(87,942)	(761,299)	(7,361,671)	-	(8,210,912)
<b>Net book value at beginning of year .....</b>	<b>195,628</b>	<b>814,549</b>	<b>21,352,234</b>	<b>1,267,134</b>	<b>23,629,545</b>
Capital expenditures .....	-	-	-	778,029	778,029
Additions through capital leases (Note 16.2) .....	-	20,784	65,338	-	86,122
Write-back .....	-	-	-	1,334	1,334
Reclassification .....	-	31,357	869,662	(901,019)	-
Adjustments - cost .....	(32,712)	31,217	16,729	-	15,234
Retirement of capital lease - cost .....	-	-	(16,403)	-	(16,403)
Movement in cost during the year .....	<b>(32,712)</b>	<b>83,358</b>	<b>935,326</b>	<b>(121,656)</b>	<b>864,316</b>
Adjustments - accumulated depreciation.....	17,684	(48,392)	23,417	-	(7,291)
Retirement of capital lease - accumulated depreciation .....	-	-	(16,403)	-	(16,403)
Depreciation for the year .....	4,330	71,583	1,460,347	-	1,536,260
Cost at end of year .....	250,858	1,659,206	29,649,231	1,145,478	32,704,773
Accumulated depreciation .....	(109,956)	(784,490)	(8,829,032)	-	(9,723,478)
<b>Net book value at end of year.....</b>	<b>\$ 140,902</b>	<b>874,716</b>	<b>20,820,199</b>	<b>1,145,478</b>	<b>22,981,295</b>

**CARIBBEAN CEMENT COMPANY LIMITED**  
**Notes to the Group and Company Financial Statements**  
**As of December 31, 2021**  
(Thousands of Jamaica dollars)

**14) PROPERTY, MACHINERY AND EQUIPMENT, NET - CONTINUED**

As of December 31, 2021 and 2020, property, machinery and equipment, net and the changes in such line item during 2021 and 2020 are as follows: - continued

The Company	2021				
	Land and land improvements	Buildings	Machinery and equipment	Capital work in progress	Total
Cost at beginning of year .....	\$ 250,885	1,649,051	29,644,623	1,145,486	32,690,045
Accumulated depreciation .....	(37,401)	(858,912)	(8,812,527)	-	(9,708,840)
<b>Net book value at beginning of year .....</b>	<b>213,484</b>	<b>790,139</b>	<b>20,832,096</b>	<b>1,145,486</b>	<b>22,981,205</b>
Capital expenditures .....	-	-	(33,800)	1,718,554	1,684,754
Additions through capital leases (note 16.2).....	-	51,896	33,663	-	85,559
Reclassification.....	13,424	-	194,057	(207,481)	-
Adjustments -cost .....	(6,815)	6,815	-	-	-
Retirement of capital lease - cost.....	-	(29,931)	(9,329)	-	(39,260)
Disposals and adjustments - cost .....	-	-	(453)	-	(453)
<b>Movement in cost during the year .....</b>	<b>6,609</b>	<b>28,780</b>	<b>184,138</b>	<b>1,511,073</b>	<b>1,730,600</b>
Disposals - accumulated depreciation .....	-	-	(209)	-	(209)
Adjustments - accumulated depreciation .....	66,177	(66,177)	-	-	-
Retirement of capital lease - accumulated depreciation.....	-	(29,931)	(3,677)	-	(33,608)
Depreciation for the year .....	4,928	73,903	1,436,326	-	1,515,157
Cost at end of year .....	257,494	1,677,831	29,828,761	2,656,559	34,420,645
Accumulated depreciation .....	(108,506)	(836,707)	(10,244,967)	-	(11,190,180)
<b>Net book value at end of year .....</b>	<b>\$ 148,988</b>	<b>841,124</b>	<b>19,583,794</b>	<b>2,656,559</b>	<b>23,230,465</b>

**CARIBBEAN CEMENT COMPANY LIMITED**  
**Notes to the Group and Company Financial Statements**  
**As of December 31, 2021**  
(Thousands of Jamaica dollars)

**14) PROPERTY, MACHINERY AND EQUIPMENT, NET - CONTINUED**

As of December 31, 2021 and 2020, property, machinery and equipment, net and the changes in such line item during 2021 and 2020 are as follows: - continued

The Company		2020				
		Land and land improvements	Building	Machinery and equipment	Capital work in progress	Total
Cost at beginning of year .....	\$	283,597	1,565,693	28,709,298	1,267,142	31,825,730
Accumulated depreciation .....		(15,387)	(835,721)	(7,345,190)	-	(8,196,298)
<b>Net book value at beginning of year .....</b>		<b>268,210</b>	<b>729,972</b>	<b>21,364,108</b>	<b>1,267,142</b>	<b>23,629,432</b>
Capital expenditures .....		-	-	-	778,029	778,029
Additions through capital leases (note 16.2).....		-	20,784	65,338	-	86,122
Write-back .....		-	-	-	1,334	1,334
Reclassification .....		-	31,357	869,662	(901,019)	-
Adjustments - cost .....		(32,712)	31,217	16,728	-	15,233
Retirement of capital lease - cost.....		-	-	(16,403)	-	(16,403)
Movement in cost during the year .....		<b>(32,712)</b>	<b>83,358</b>	<b>935,325</b>	<b>(121,656)</b>	<b>864,315</b>
Adjustment - accumulated depreciation.....		17,684	(48,392)	23,417	-	(7,291)
Retirement of capital lease - accumulated depreciation.....		-	-	(16,403)	-	(16,403)
Depreciation for the year .....		4,330	71,583	1,460,323	-	1,536,236
Cost at end of year .....		250,885	1,649,051	29,644,623	1,145,486	32,690,045
Accumulated depreciation .....		(37,401)	(858,912)	(8,812,527)	-	(9,708,840)
<b>Net book value at end of year .....</b>	<b>\$</b>	<b>213,484</b>	<b>790,139</b>	<b>20,832,096</b>	<b>1,145,486</b>	<b>22,981,205</b>

**15) INTANGIBLE ASSETS, NET**

As of December 31, 2021 and 2020, the consolidated intangible assets are as follows:

		2021			2020		
		Cost	Accumulated amortisation	Carrying amount	Cost	Accumulated amortisation	Carrying amount
Intangible assets of definite useful life:							
Exploration cost .....	\$	26,715	(26,715)	-	26,715	(26,715)	-
Dredging cost .....		38,091	(38,091)	-	38,091	(38,091)	-
	<b>\$</b>	<b>64,806</b>	<b>(64,806)</b>	<b>-</b>	<b>64,806</b>	<b>(64,806)</b>	<b>-</b>

**CARIBBEAN CEMENT COMPANY LIMITED**  
**Notes to the Group and Company Financial Statements**  
**As of December 31, 2021**  
(Thousands of Jamaica dollars)

**16) FINANCIAL INSTRUMENTS**

**16.1) LONG-TERM DEBT**

As of December 31, 2021 and 2020, consolidated debt summarised by interest rates, were as follows:

		<b>The Group and Company</b>			
		<b>2021</b>		<b>2020</b>	
		<b>Amount</b>	<b>Effective rate</b>	<b>Amount</b>	<b>Effective rate</b>
Floating rate.....	\$	-	-	\$ 1,366,650	4.95%
Fixed rate.....		-	-	3,076,000	7.45%
	\$	<b>-</b>		<b>\$ 4,442,650</b>	

The equivalent amounts in Jamaican dollars of debt held by the Group by currency as at September 30, 2021 and 2020 were as follows:

		<b>The Group and Company</b>	
		<b>2021</b>	<b>2020</b>
US\$ .....	\$	-	1,366,650
Jamaican \$ .....		-	3,076,000
	\$	<b>-</b>	<b>4,442,650</b>

As of December 31, 2021 and 2020, Caribbean Cement Company Limited's debt summarised by holders, were as follows:

		<b>The Group and Company</b>	
		<b>2021</b>	<b>2020</b>
CEMEX Espana (a) .....	\$	-	1,366,650
National Commercial Bank Jamaica Limited (b) .....		-	3,076,000
	\$	<b>-</b>	<b>4,442,650</b>

Changes in debt for the years ended December 31, 2021 and 2020 were as follows:

		<b>The Group and Company</b>	
		<b>2021</b>	<b>2020</b>
Debt at beginning of year .....	\$	4,442,650	9,155,656
Debt repayments, net .....		(4,442,650)	(4,733,485)
Foreign currency translation effects .....		-	20,479
Debt at end of year .....	\$	<b>-</b>	<b>4,442,650</b>

- a) This was an unsecured revolving loan with a related party to lend to the Company up to US\$52 million. This loan attracted interest at an annual rate equal to the 3-month London Inter-Bank offered rate (LIBOR) plus 420 basis points over a 7-year period. The net effect of the loan drawn down as at December 31, 2021 and 2020 was US\$nil and US\$36 million, respectively. The company exercised the option to make early repayment and paid the balance in full during the year.
- b) National Commercial Bank Jamaica Limited loan represented a bilateral unsecured revolving credit line which attracted interest at a rate of 7.45% per annum over a 5-year period. The repayment was on completion of the 5-year period. The company exercised the option to make early repayment and paid the balance in full during the year.

**Financial Covenants**

On November 30, 2018, the Group negotiated a 5-year loan facility with National Commercial Bank Jamaica Limited (NCBJL). The terms of this loan are disclosed below:

	<b>Maximum/principal amount</b>	<b>Interest rate</b>	<b>Maturity date</b>
Term loan	\$3.1 billion	7.45%	November 30, 2023

The loan from NCBJL has some financial covenants which mainly include a) the ratio of debt to operating EBITDA (the "Leverage ratio"); and b) the ratio of operating EBITDA to interest expense (the "Coverage ratio"). These financial ratios are calculated according to the formulas established in the debt agreement. The Group must comply with a coverage ratio and a leverage ratio for each quarter as follows:

Coverage ratio	-	1.20
Leverage ratio	-	4.00

As at December 31, 2020, the Group was in compliance with the financial covenants. As at December 31, 2021 the loans have been fully repaid.

**CARIBBEAN CEMENT COMPANY LIMITED**  
**Notes to the Group and Company Financial Statements**  
**As of December 31, 2021**  
(Thousands of Jamaica dollars)

**16) FINANCIAL INSTRUMENTS – CONTINUED**

**16.2) OTHER FINANCIAL OBLIGATIONS**

As of December 31, 2021 and 2020, other financial obligations in the consolidated statement of financial position are detailed as follows:

Other financial obligations in the statement of financial position of the Group and the Company as of December 31, 2021 and 2020, are as follows:

		2021			2020		
		Short-term	Long-term	Total	Short-term	Long-term	Total
Redeemable preference shares (a) .....	\$	1,446,582	-	1,446,582	1,057,619	989,459	2,047,078
Lease liabilities (b) .....		67,571	137,234	204,805	50,495	132,957	183,452
	\$	<b>1,514,153</b>	<b>137,234</b>	<b>1,651,387</b>	<b>1,108,114</b>	<b>1,122,416</b>	<b>2,230,530</b>

(a) Changes in redeemable preferences shares for the years ended December 31, 2021 and 2020 were as follows:

		<b>The Group and Company</b>	
		<b>2021</b>	<b>2020</b>
Balance at beginning of year .....	\$	2,047,078	3,022,930
Partial redemption .....		(1,167,440)	(1,451,891)
		879,638	1,571,039
Unwinding of discount on preferences shares (note 7) .....		376,010	221,169
Foreign exchange movement .....		190,934	254,870
Balance at end of year .....	\$	<b>1,446,582</b>	<b>2,047,078</b>

The redemption period for the preference shares is from September 30, 2018, through to September 30, 2026. If the amount is not fully paid, the payback period will be automatically extended annually, without penalty, until all the preference shares have been redeemed and the total consideration is paid to the parent company (see also note 20.1).

(b) The right-of-use assets under lease contracts are detailed in note 14. Changes in lease liabilities for the year ended December 31, 2021 and 2020 arising from cash flows and other changes were as follows:

		<b>The Group and Company</b>	
		<b>2021</b>	<b>2020</b>
Balance at beginning of year .....	\$	183,452	146,843
Lease liabilities arising from new leases during the year (note 14) .....		85,559	86,122
Unwinding of the discount on lease liabilities (note 7) .....		22,321	20,063
Payment of lease liabilities .....		(79,537)	(73,210)
Adjustment during the year .....		(6,990)	3,634
Balance at end of year .....	\$	<b>204,805</b>	<b>183,452</b>

As of December 31, 2021 and 2020, the maturities of lease financial liabilities were as follows:

		<b>The Group and Company</b>			
		<b>Present Value</b>		<b>Future Minimum Lease Payments</b>	
		<b>2021</b>	<b>2020</b>	<b>2021</b>	<b>2020</b>
No later than 1 year .....	\$	67,571	50,495	86,205	79,537
Later than 1 year and not later than 5 years .....		108,116	100,196	134,794	212,992
Later than 5 years .....		29,118	32,761	39,000	47,008
	\$	<b>204,805</b>	<b>183,452</b>	<b>259,999</b>	<b>339,537</b>

The Group does not face a significant liquidity risk with regards to its lease liabilities. Lease liabilities are monitored within the Group's Treasury function.

**CARIBBEAN CEMENT COMPANY LIMITED**  
**Notes to the Group and Company Financial Statements**  
**As of December 31, 2021**  
(Thousands of Jamaica dollars)

**16) FINANCIAL INSTRUMENTS – CONTINUED**

**16.3) FAIR VALUE OF FINANCIAL INSTRUMENTS**

**Financial assets and liabilities**

The carrying amounts of cash, trade accounts receivable, other accounts receivable, accounts receivable from related parties, accounts receivable from subsidiary, other current assets, trade payable, other financial obligations, accounts payable to related parties and other current liabilities, approximate their corresponding estimated fair values due to the short-term maturity and revolving nature of these financial assets and liabilities.

The estimated fair value of the Group's long-term debt is level 2 and is either based on estimated market prices for such or similar instruments, considering interest rates currently available for the Group to negotiate debt with the same maturities, or determined by discounting future cash flows using market-based interest rates currently available to the Group.

The fair value hierarchy level determined by the Group for its derivative financial instruments are level 2. There is no direct measure for the risk of the Group or its counterparties in connection with the derivative instruments. Therefore, the risk factors applied for the Group's liabilities originated by the valuation of such derivatives were extrapolated from publicly available risk discounts for other public debt instruments of the Group and its counterparties.

The estimated fair value of derivative instruments fluctuates over time and is determined by measuring the effect of future relevant economic variables according to the yield curves shown in the market as of the reporting date. These values should be analysed in relation to the fair values of the underlying transactions and as part of the Group's overall exposure attributable to fluctuations in interest rates and foreign exchange rates. The notional amounts of derivative instruments do not represent amounts of cash exchanged by the parties, and consequently, there is no direct measure of the Group's exposure to the use of these derivatives. The amounts exchanged are determined on the basis of the notional amounts and other terms included in the derivative instruments.

As of December 31, 2021 and 2020, the carrying amounts of financial assets of the Group and the Company and their respective fair values are as follows:

	<b>2021</b>		<b>2020</b>	
	<b>Carrying amount</b>	<b>Fair value</b>	<b>Carrying amount</b>	<b>Fair value</b>
<b>Financial Assets</b>				
Derivative financial instruments (note 16.4).....	\$ 48,989	48,989	8,634	8,634
	<b>48,989</b>	<b>48,989</b>	<b>8,634</b>	<b>8,634</b>

**16.4) DERIVATIVE FINANCIAL INSTRUMENTS**

During the reported periods, in compliance with the guidelines established by its Risk Management Committee, the restrictions set forth by its debt agreements and its hedging strategy, the Group held derivative instruments, with the objectives of changing the risk profile or fixing the price of fuels and electric energy.

As of December 31, 2021 and 2020, the carrying amounts and fair values of the Group's derivative instruments was as follows:

	<b>2021</b>		<b>2020</b>	
	<b>Carrying Amount</b>	<b>Fair Value</b>	<b>Carrying Amount</b>	<b>Fair Value</b>
Fuel price hedging .....	\$ 48,989	48,989	8,634	8,634

Up to December 31, 2021, the Company maintained a forward contract negotiated with CEMEX S.A.B. de C.V. to hedge the price of diesel fuel with the objective of changing the risk profile and fixing the price of fuel. The carrying value of hedging the price of diesel fuel is included in accounts receivable from related party.

**CARIBBEAN CEMENT COMPANY LIMITED**  
**Notes to the Group and Company Financial Statements**  
**As of December 31, 2021**  
(Thousands of Jamaica dollars)

**16) FINANCIAL INSTRUMENTS - CONTINUED**

**16.4) DERIVATIVE FINANCIAL INSTRUMENTS - CONTINUED**

At December 31, 2021, the aggregate notional amount of the contract is \$48.989 million (US\$0.316 million) [2020: \$8.634 million (US\$0.061 million)], with an estimated aggregate fair value of \$48.989 million (US\$0.316 million) [2020: \$8.634 million (US\$0.061 million)]. The contract is designated as a cash flow hedge diesel fuel consumption, and as such, changes in its fair value are recognised initially in other comprehensive income and are recycled to the income statement as the related diesel volumes are consumed. Fair value gains of a hedge contract recognised in other comprehensive income in 2020 amounting to \$22.349 million (US\$0.152 million) [2020: \$13.715 million (US\$0.103 million)] were recycled through the income statement.

**16.5) RISK MANAGEMENT**

Enterprise risks may arise from any of the following situations: i) the potential change in the value of assets owned or reasonably anticipated to be owned, ii) the potential change in value of liabilities incurred or reasonably anticipated to be incurred, iii) the potential change in value of services provided, purchased or reasonably anticipated to be provided or purchased in the ordinary course of business, iv) the potential change in the value of services, inputs, products or commodities owned, produced, manufactured, processed, merchandised, leased or sold or reasonably anticipated to be owned, produced, manufactured, processed, merchandised, leased or sold in the ordinary course of business, or v) any potential change in the value arising from interest rate or foreign exchange rate exposures arising from current or anticipated assets or liabilities.

In the ordinary course of business, the Group is exposed to commodities risk, including the exposure from inputs such as fuel, coal, gypsum and other industrial materials which are commonly used by the Group in the production process, and this exposes the Group to variations in prices of the underlying commodities. To manage this and other risks, such as credit risk, interest rate risk, foreign exchange risk and liquidity risk, considering the guidelines set forth by the Board of Directors, which represent the Group's risk management framework and which is supervised by several Committees, the Group's management establishes specific policies that determine strategies oriented to obtain natural hedges to the extent possible, such as avoiding customer concentration on a determined market or aligning the currencies portfolio in which the Group incurred its debt, with those in which the Group generates its cash flows.

As of December 31, 2021, these strategies are sometimes complemented with the use of derivative financial instruments as mentioned in note 16.4, such as the commodity forward contracts on fuels negotiated to fix the price of these underlying commodities. The main risk categories are mentioned below.

**Interest rate risk**

Interest rate risk is the risk that the fair value or future cash flows of a financial instrument will fluctuate because of changes in market interest rates which only affect the Group's results if the fixed rate long-term debt is measured at fair value. The Group's fixed-rate long-term debts are carried at amortised cost and therefore is not subject to interest rate risk. The Group's accounting exposure to the risk of changes in market interest rates relates primarily to its long-term debt obligations with floating interest rates, which, if such rates were to increase, may adversely affect its financing cost and the results for the period.

Nonetheless, it is not economically efficient to concentrate on fixed rates in a high point when the interest rates market expects a downward trend, this is because there is an opportunity cost for remaining long periods paying a determined fixed interest rate when the market rates have decreased and the entity may obtain improved interest rate conditions in a new loan or debt issuance. The Group manages its interest rate risk by balancing its exposure to fixed and variable rates while attempting to reduce its interest costs. In addition, when the interest rate of a debt instrument has turned relatively high as compared to current market rates, the Group intends to renegotiate the conditions or repurchase the debt, to the extent the net present value of the expected future benefits from the interest rate reduction would exceed the incentives that would have to be paid in such renegotiation or repurchase of debt.

As of December 31, 2021 and 2020, the net monetary assets (liabilities) by interest profile are as follows:

	<b>The Group</b>		<b>The Company</b>	
	<b>2021</b>	<b>2020</b>	<b>2021</b>	<b>2020</b>
<b>Monetary Assets:</b>				
Cash at bank and on hand .....	\$ 244,900	513,136	244,860	513,092
	<u>244,900</u>	<u>513,136</u>	<u>244,860</u>	<u>513,092</u>
<b>Monetary liabilities:</b>				
Floating rate debt .....	\$ -	(1,366,650)	-	(1,366,650)
Fixed rate debt .....	-	(3,076,000)	-	(3,076,000)
	<u>-</u>	<u>(4,442,650)</u>	<u>-</u>	<u>(4,442,650)</u>
<b>Net monetary assets (liabilities) .....</b>	<b>\$ 244,900</b>	<b>(3,929,514)</b>	<b>244,860</b>	<b>(3,929,558)</b>

**CARIBBEAN CEMENT COMPANY LIMITED**  
**Notes to the Group and Company Financial Statements**  
**As of December 31, 2021**  
(Thousands of Jamaica dollars)

**16) FINANCIAL INSTRUMENTS - CONTINUED**

**16.5) RISK MANAGEMENT - CONTINUED**

**Interest rate risk - continued**

The following table shows the sensitivity to a reasonably possible change in interest rates, with all other variables held constant, of the Group's earnings before tax:

		<b>The Group</b>	
		<b>Change in basis point</b>	<b>Effect on earnings before tax</b>
2021 .....		+300 -50 \$	7,347 (1,225)
2020 .....		+100 -100 \$	8,535 (8,535)

		<b>The Company</b>	
		<b>Change in basis point</b>	<b>Effect on earnings before tax</b>
2021 .....		+300 -50 \$	7,346 (1,224)
2020 .....		+100 -100 \$	8,535 (8,535)

**Foreign currency risk**

Foreign currency risk is the risk that the value of a financial instrument will fluctuate because of changes in foreign exchange rates. The Group has transactional currency exposures. Such exposures arise from purchases by the Group in currencies other than its functional currency. Approximately sixty percent (60%) of the Group's purchases are denominated in or sensitive to currencies other than its functional currency. Accordingly, the Group has a net foreign currency exposure as at the reporting date.

**Monetary position by foreign currency risk**

As of December 31, 2021 and 2020, the net monetary assets (liabilities) of the Group and the Company by foreign currency are as follows:

		<b>2021</b>		<b>2020</b>	
		<b>US\$'000</b>	<b>EURO'000</b>	<b>US\$'000</b>	<b>EURO'000</b>
<b>Foreign currency assets:</b>					
Cash at bank and on hand .....	\$	360	-	251	-
Trade accounts receivable, net .....		-	-	77	-
Accounts receivable from related parties .....		639	-	652	-
		999	-	980	-

		<b>2021</b>		<b>2020</b>	
		<b>US\$'000</b>	<b>EURO'000</b>	<b>US\$'000</b>	<b>EURO'000</b>
<b>Foreign currency liabilities:</b>					
Long-term debt .....		-	-	(9,580)	-
Other financial obligations .....		(9,328)	-	(14,350)	-
Accounts payable to related parties .....		(5,388)	-	(3,703)	-
Trade account payables .....		(11,349)	(65)	(6,474)	(13)
		(26,065)	(65)	(34,107)	(13)
<b>Net monetary liabilities .....</b>	<b>\$</b>	<b>(25,066)</b>	<b>(65)</b>	<b>(33,127)</b>	<b>(13)</b>



**CARIBBEAN CEMENT COMPANY LIMITED**  
**Notes to the Group and Company Financial Statements**  
**As of December 31, 2021**  
(Thousands of Jamaica dollars)

**16) FINANCIAL INSTRUMENTS - CONTINUED**

**16.5) RISK MANAGEMENT – CONTINUED**

**Foreign currency risk - continued**

**Monetary position by foreign currency risk - continued**

The following table demonstrates the sensitivity to a reasonably possible change in the following exchange rates of the Group's profit before taxation, with all other variables held constant.

		<b>2021</b>	
		<b>Change in exchange rate</b>	<b>Effect on profit before tax</b>
US\$ .....	+8.00%	-2.00%	\$ (310,994) 77,749
Euro .....	+8.00%	-2.00%	\$ (924) 231

		<b>2020</b>	
		<b>Change in exchange rate</b>	<b>Effect on profit before tax</b>
US\$ .....	+6.00%	-2.00%	\$ (283,533) 94,511
Euro .....	+6.00%	-2.00%	\$ (138) 46

**Credit risk**

Credit risk is the risk of financial loss faced by the Group if a customer or counterparty of a financial instrument does not meet its contractual obligations and originates mainly from trade accounts receivable. As of December 31, 2021, and 2020, the maximum exposure to credit risk is represented by the balance of financial assets. Management has developed policies for the authorisation of credit to customers. The accounting exposure to credit risk is monitored constantly according to the payment behaviour of debtors. Credit is assigned on a customer by customer basis and is subject to assessments which consider the customers' payment capacity, as well as past behaviour regarding due dates, balances past due and delinquent accounts. In cases deemed necessary, the Group's management requires guarantees from its customers and financial counterparties with regard to financial assets.

The Company's management has established a policy of low risk tolerance which analyses the creditworthiness of each new client individually before offering the general conditions of payment terms and delivery. The review includes external ratings, when references are available, and in some cases bank references. Thresholds of purchase limits are established for each client, which represent the maximum purchase amounts that require different levels of approval. Customers that do not meet the levels of solvency requirements imposed by the Group can only carry out transactions by paying cash in advance. In response to the COVID-19 pandemic, the Group has updated the forward-looking analysis in its ECL model with the applicable macroeconomics projections. As of December 31, 2021, considering the Group's best estimate of potential expected losses based on the ECL model developed by the Group (note 9), the allowance for expected credit losses was \$0.257 million (2020: \$0.283 million).

The Group sells its products primarily to distributors and retailers in the construction industry. The Group manages its concentration risk by frequent and diligent reviews of its largest customers operations to ensure that they remain economically viable and will be able to settle liabilities in a timely manner.

The aged receivable balances are regularly monitored. Allowances are determined upon origination of the trade accounts receivable based on a model that calculates the ECL of the trade accounts receivable and are recognised over their term.

The Group estimates expected credit losses ECL on trade receivables using a provision matrix based on historical credit loss experience as well as the credit risk and expected developments for each group of customers. The following table provides information about the ECL for accounts receivables as at December 31 2021 and 2020.

**CARIBBEAN CEMENT COMPANY LIMITED**  
**Notes to the Group and Company Financial Statements**  
**As of December 31, 2021**  
(Thousands of Jamaica dollars)

**16) FINANCIAL INSTRUMENTS - CONTINUED**

**16.5) RISK MANAGEMENT – CONTINUED**

**Credit risk – continued**

**The Group**

		<b>2021</b>			
<b>Aged buckets (days)</b>		<b>Weighted average loss rate</b>	<b>Carrying gross amount</b>	<b>Impairment loss allowance</b>	<b>Credit impaired</b>
Current (not past due) .....	\$	0.0610%	325,065	257	No
31-60 days .....		0.0000%	-	-	No
61-90 days .....		0.0000%	-	-	No
91-120 days .....		0.0000%	-	-	No
121-365 days .....		0.0000%	-	-	No
Over 365 days .....		100.0000%	-	-	Yes
	\$		325,065	257	

		<b>2020</b>			
<b>Aged buckets (days)</b>		<b>Weighted average loss rate</b>	<b>Carrying gross amount</b>	<b>Impairment loss allowance</b>	<b>Credit impaired</b>
Current (not past due) .....	\$	0.1498%	141,684	283	No
31-60 days .....		0.0000%	-	-	No
61-90 days .....		0.0000%	-	-	No
91-120 days .....		0.0000%	-	-	No
121-365 days .....		0.0000%	-	-	No
Over 365 days .....		100.0000%	-	-	Yes
	\$		141,684	283	

**The Company**

		<b>2021</b>			
<b>Aged buckets (days)</b>		<b>Weighted average loss rate</b>	<b>Carrying gross amount</b>	<b>Impairment loss allowance</b>	<b>Credit impaired</b>
Current (not past due) .....	\$	0.0610%	325,059	257	No
31-60 days .....		0.0000%	-	-	No
61-90 days .....		0.0000%	-	-	No
91-120 days .....		0.0000%	-	-	No
121-365 days .....		0.0000%	-	-	No
Over 365 days .....		100.0000%	-	-	Yes
	\$		325,059	257	

		<b>2020</b>			
<b>Aged buckets (days)</b>		<b>Weighted average loss rate</b>	<b>Carrying gross amount</b>	<b>Impairment loss allowance</b>	<b>Credit impaired</b>
Current (not past due) .....	\$	0.1498%	141,684	283	No
31-60 days .....		0.0000%	-	-	No
61-90 days .....		0.0000%	-	-	No
91-120 days .....		0.0000%	-	-	No
121-365 days .....		0.0000%	-	-	No
Over 365 days .....		100.0000%	-	-	Yes
	\$		141,684	283	

As at December 31, 2021, the Group had 2 customers (2020: 2 customers) that owed the Group more than \$20 million each (2020: \$20 million each), which accounted for 96% (2020: 57%) of all trade receivables owing.

**CARIBBEAN CEMENT COMPANY LIMITED**  
**Notes to the Group and Company Financial Statements**  
**As of December 31, 2021**  
(Thousands of Jamaica dollars)

**16) FINANCIAL INSTRUMENTS - CONTINUED**

**16.5) RISK MANAGEMENT – CONTINUED**

**Liquidity risk**

Liquidity risk is the risk that the Group will not have sufficient funds available to meet its obligations. In addition to cash flows provided by its operating activities, in order to meet the Group's overall liquidity needs for operations, servicing debt and funding capital expenditures and acquisitions, the Group relies on cost-cutting and operating improvements to optimise capacity utilisation and maximise profitability, as well as borrowing under credit facilities, proceeds of debt and equity offerings, and proceeds from asset sales. The Group is exposed to risks from changes in foreign currency exchange rates, prices and currency controls, interest rates, inflation, governmental spending, social instability and other political, economic and or social developments, any one of which may materially affect the Group's results and reduce cash from operations.

The table below summarises the maturity profile of the financial liabilities at the reporting date based on contractual undiscounted payments.

**The Group**

		<b>2021</b>				
		<b>Carrying amount</b>	<b>Contractual cashflows</b>	<b>Less than 1 year</b>	<b>1 - 5 years</b>	<b>Over 5 years</b>
Lease liabilities .....	\$	204,805	259,999	86,205	134,794	39,000
Redeemable preference shares .....		1,446,582	1,856,791	1,856,791	-	-
Accounts payable to related parties .....		872,852	872,852	872,852	-	-
Trade payables .....		4,451,098	4,451,098	4,451,098	-	-
<b>Total .....</b>	<b>\$</b>	<b>6,975,337</b>	<b>7,440,740</b>	<b>7,266,946</b>	<b>134,794</b>	<b>39,000</b>

		<b>2020</b>				
		<b>Carrying amount</b>	<b>Contractual cashflows</b>	<b>Less than 1 year</b>	<b>1 - 5 years</b>	<b>Over 5 years</b>
Lease liabilities .....	\$	183,452	339,537	79,537	212,992	47,008
Redeemable preference share.....		2,047,078	2,833,297	976,506	1,856,791	-
Long-term debt .....		4,442,650	4,632,256	4,632,256	-	-
Accounts payable to related parties .....		585,169	585,169	585,169	-	-
Trade payables .....		3,058,807	3,058,807	3,058,807	-	-
<b>Total .....</b>	<b>\$</b>	<b>10,317,156</b>	<b>11,449,066</b>	<b>9,332,275</b>	<b>2,069,783</b>	<b>47,008</b>

**The Company**

		<b>2021</b>				
		<b>Carrying amount</b>	<b>Contractual cashflows</b>	<b>Less than 1 year</b>	<b>1 - 5 years</b>	<b>Over 5 years</b>
Lease liabilities .....	\$	204,805	259,999	86,205	134,794	39,000
Redeemable preference shares .....		1,446,582	1,856,791	1,856,791	-	-
Accounts payable to related parties .....		872,852	872,852	872,852	-	-
Trade payables .....		4,448,875	4,448,875	4,448,875	-	-
<b>Total .....</b>	<b>\$</b>	<b>6,973,114</b>	<b>7,438,517</b>	<b>7,264,723</b>	<b>134,794</b>	<b>39,000</b>

		<b>2020</b>				
		<b>Carrying amount</b>	<b>Contractual cashflows</b>	<b>Less than 1 year</b>	<b>1 - 5 years</b>	<b>Over 5 years</b>
Lease liabilities .....	\$	183,452	339,537	79,537	212,992	47,008
Redeemable preference share.....		2,047,078	2,833,297	976,506	1,856,791	-
Long-term debt .....		4,442,650	4,632,256	4,632,256	-	-
Accounts payable to related parties .....		585,169	585,169	585,169	-	-
Trade payables .....		3,053,952	3,053,952	3,053,952	-	-
<b>Total .....</b>	<b>\$</b>	<b>10,312,301</b>	<b>11,444,211</b>	<b>9,327,420</b>	<b>2,069,783</b>	<b>47,008</b>

**CARIBBEAN CEMENT COMPANY LIMITED**  
**Notes to the Group and Company Financial Statements**  
**As of December 31, 2021**  
(Thousands of Jamaica dollars)

**16) FINANCIAL INSTRUMENTS - CONTINUED**

**16.5) RISK MANAGEMENT – CONTINUED**

**Capital management**

The primary objective of the Group's capital management is to ensure that it maintains a strong credit rating and healthy capital ratios in order to support its business activities, maximise stockholder value. As at the reporting date, there were no externally imposed capital ratio requirements.

The Group manages its capital structure and make adjustments, in light of changes in economic conditions. To maintain or adjust the capital structure, the Group may adjust dividend payments to stockholders, return capital to stockholders or issue new stock units.

**17) OTHER CURRENT AND NON-CURRENT LIABILITIES**

As of December 31, 2021 and 2020, the balance of other current liabilities are summarised as follows:

		<b>The Group</b>		<b>The Company</b>	
		<b>2021</b>	<b>2020</b>	<b>2021</b>	<b>2020</b>
Provisions (i) .....	\$	296,534	494,851	295,306	495,818
Rehabilitation provision .....		7,994	7,265	7,994	7,265
Interest Payable .....		1,774	628	1,774	628
Advances from customers .....		232,297	213,136	232,297	213,136
Tax payable .....		696,348	917,233	697,083	917,233
Other account payable and accrued expenses .....		476,841	205,380	477,314	204,926
	\$	<b>1,711,788</b>	<b>1,838,493</b>	<b>1,711,768</b>	<b>1,839,006</b>

(i) Provisions primarily consist of utilities and production related accruals, along with accrued employee benefits. These amounts are revolving in nature and are expected to be settled and replaced by similar amounts within the next 12 months.

As of December 31, 2021 and 2020, the balance of other non-current liabilities are summarised as follows:

		<b>The Group and Company</b>	
		<b>2021</b>	<b>2020</b>
Rehabilitation provision .....	\$	<b>40,903</b>	<b>57,386</b>

Changes in rehabilitation provision for the years ended December 31, 2021 and 2020, are as follows:

		<b>The Group and Company</b>	
		<b>2021</b>	<b>2020</b>
Balance at beginning of the year .....	\$	57,386	54,867
Decrease in estimates .....		(13,879)	(5,572)
Payments.....		(7,449)	-
Unwinding of discount on rehabilitation provision (note 7) .....		4,845	8,091
Balance at end of the year .....		<b>40,903</b>	<b>57,386</b>

**Out of which:**

Current provision .....		(7,994)	(7,265)
Non-current provision .....	\$	<b>32,909</b>	<b>50,121</b>

**CARIBBEAN CEMENT COMPANY LIMITED**  
**Notes to the Group and Company Financial Statements**  
**As of December 31, 2021**  
(Thousands of Jamaica dollars)

**18) PENSIONS AND POST-EMPLOYMENT BENEFITS**

**Defined contribution pension plan**

The Group participates in a defined contribution pension plan which is managed by an independent party, Sagicor Life Jamaica Limited. This plan is mandatory for all categories of permanent employees. Contributions are 10% of pensionable salary for both employee and employer. The amount of annual pension at any date shall be that pension which can be secured by the accumulated contribution plus interest to that date. The Group's and Company's contributions in the year amounted to \$53.888 million (2020: \$51.602 million) and \$53.888 million (2020: \$51.602 million) respectively.

**Employee benefits obligation**

The Group offers a post-retirement medical benefit to its employees and retirees whereby the company covers a portion of the cost for active members and full medical coverage for retired employees and their spouses, provided they were already covered by the scheme at the time of retirement. Employees who had fifteen (15) years' service and are age 50 and above, shall remain on the medical scheme provided that they were not re-employed.

	<b>The Group and Company</b>	
	<b>2021</b>	<b>2020</b>
<b>Net period cost (income)</b>		
<b>Recorded in operating expenses</b>		
Current service cost .....	\$ 15,198	13,675
<b>Recorded in financial expenses</b>		
Interest cost (note 7) .....	78,113	61,824
<b>Recorded in other comprehensive income</b>		
Actuarial losses (gains) for the year .....	\$ 179,630	(3,142)

For the years 2021 and 2020, actuarial losses (gains) for the period were generated by the following main factors as follows:

	<b>2021</b>	<b>2020</b>
Changes in financial assumptions .....	\$ 171,920	(163,654)
Experience adjustments .....	7,710	160,512
	\$ 179,630	(3,142)

As of December 31, 2021 and 2020, the reconciliation of the actuarial benefits' obligations and pension plan assets, are presented as follows:

	<b>2021</b>	<b>2020</b>
<b>Change in benefits obligation:</b>		
Projected benefit obligation at beginning of the year .....	\$ 882,360	839,047
Service cost .....	15,198	13,675
Interest cost (note 7) .....	78,113	61,824
Actuarial losses (gains) .....	179,630	(3,142)
Benefits paid .....	(31,585)	(29,044)
Projected benefit obligation at end of the year .....	\$ 1,123,716	882,360

The principal actuarial assumptions used are as follows:

	<b>2021</b>	<b>2020</b>
<b>Assumptions:</b>		
Discount rate .....	8.00%	9.00%
Inflation rate .....	5.00%	6.00%
Medical growth rate .....	10.50%	10.50%

Post-employment mortality for active members and mortality for pensioners is based on the 1994 Group Annuity Mortality Tables (GAM 94 table) (U.S.mortality tables) with no age setback.

At December 31, 2021, the weighted average duration at the defined benefit obligation was 27 years (2020: 26 years).

**CARIBBEAN CEMENT COMPANY LIMITED**  
**Notes to the Group and Company Financial Statements**  
**As of December 31, 2021**  
(Thousands of Jamaica dollars)

**18) PENSIONS AND POST-EMPLOYMENT BENEFITS - CONTINUED**

**Sensitivity analysis on projected benefits obligation**

The calculation of the projected benefit obligation is sensitive to the assumptions used. The table below summarises how the projected benefit obligation measured at the end of the reporting period would have increased (decreased) as a result of a change in the respective assumptions by one percentage point. In preparing the analyses for each assumption, all others were held constant. The economic assumptions are somewhat linked as they are all related to inflation. Hence, for example, a 1% reduction in the long-term discount rate, would cause some reduction in the health cost inflation rate.

	2021				
	Change		Effect on health cost		
<b>Assumptions:</b>					
Discount rate sensitivity .....	+1.00%	-1.00%	\$	(174,683)	229,283
Medical growth rate .....	+1.00%	-1.00%	\$	229,283	(172,586)
Life expectancy .....	+1 year	-1 year	\$	52,374	(50,787)

	2020				
	Change		Effect on health cost		
<b>Assumptions:</b>					
Discount rate sensitivity .....	+1.00%	-1.00%	\$	(128,371)	165,824
Medical growth rate .....	+1.00%	-1.00%	\$	165,824	(127,854)
Life expectancy .....	+1 year	-1 year	\$	37,213	(36,355)

In 2019, the Group embarked on an exercise to determine whether all retirees, who are in receipt of medical benefits are alive. One hundred and sixty-four (164) retirees have not collected the medical cards which are needed to access the benefits. While this does not directly imply that these members are not alive, it has been assumed, for the purpose of the valuation, twenty-one (21) retirees who are aged 75 years and over, are deceased and as a result they were removed from the data. This resulted in a reduction in the medical obligation of \$30.3 million. If any of these members present themselves, the related obligation will be included in the subsequent valuation of the medical benefit obligation. There was no amendment to the plan in 2021.

**19) TAXATION**

**19.1) TAXATION CHARGE FOR THE PERIOD**

The amounts of tax expense in the statement of profit or loss for 2021 and 2020 are summarised as follows:

	The Group		The Company	
	2021	2020	2021	2020
Current tax .....	\$ 1,121,224	796,006	1,121,224	796,006
Previous year tax adjustment .....	19,108	17,753	19,108	17,687
Deferred tax .....	229,463	414,448	229,463	414,448
	<b>\$ 1,369,795</b>	<b>1,228,207</b>	<b>1,369,795</b>	<b>1,228,141</b>

**CARIBBEAN CEMENT COMPANY LIMITED**  
**Notes to the Group and Company Financial Statements**  
**As of December 31, 2021**  
(Thousands of Jamaica dollars)

**19) TAXATION - CONTINUED**

**19.2) DEFERRED TAX**

The effect of deferred tax for the year represents the difference between the tax balances at the beginning and end of the year.

As of December 31, 2021 and 2020, the temporary differences that generated the deferred tax assets and liabilities of the Group are presented below:

		<b>2021</b>			
		<b>January 1</b>	<b>Recognised in the income statement</b>	<b>Recognised in OCI</b>	<b>December 31</b>
<b>Deferred tax assets:</b>					
Interest accrual .....	\$	199	244	-	443
Other accrual .....		(1,504)	1,504	-	-
Inventory accrual .....		51,021	18,647	-	69,668
Lease liabilities .....		45,863	3,685	-	49,548
Accrued vacation .....		36,182	15,674	-	51,856
Post-retirement benefit obligation .....		220,590	15,432	44,908	280,930
Unrealised exchange (gains) losses .....		(9,485)	27,460	-	17,975
Total deferred tax assets	\$	342,866	82,646	44,908	470,420
<b>Deferred tax liabilities:</b>					
Property, machinery and equipment .....		(2,043,823)	(312,109)	-	(2,355,932)
Total deferred tax liabilities		(2,043,823)	(312,109)	-	(2,355,932)
Net deferred tax liabilities	\$	(1,700,957)	(229,463)	44,908	(1,885,512)
		<b>2020</b>			
		<b>January 1</b>	<b>Recognised in the income statement</b>	<b>Recognised in OCI</b>	<b>December 31</b>
<b>Deferred tax assets:</b>					
Tax losses .....	\$	62,121	(62,121)	-	-
Interest accrual .....		417	(218)	-	199
Other accrual .....		36,983	(38,487)	-	(1,504)
Inventory accrual .....		61,016	(9,995)	-	51,021
Lease liabilities .....		-	45,863	-	45,863
Accrued vacation .....		39,493	(3,311)	-	36,182
Post-retirement benefit obligation .....		209,761	11,615	(786)	220,590
Unrealised exchange losses .....		364	(9,849)	-	(9,485)
Total deferred tax assets	\$	410,155	(66,503)	(786)	342,866
<b>Deferred tax liabilities:</b>					
Property, machinery and equipment .....	\$	(1,695,878)	(347,945)	-	(2,043,823)
Total deferred tax liabilities		(1,695,878)	(347,945)	-	(2,043,823)
Net deferred tax liabilities	\$	(1,285,723)	(414,448)	(786)	(1,700,957)

**CARIBBEAN CEMENT COMPANY LIMITED**  
**Notes to the Group and Company Financial Statements**  
**As of December 31, 2021**  
(Thousands of Jamaica dollars)

**19) TAXATION - CONTINUED**

**19.3) RECONCILIATION OF EFFECTIVE TAX RATE**

For the years ended December 31, 2021 and 2020, the effective tax rates were as follows:

		<b>The Group</b>		<b>The Company</b>	
		<b>2021</b>	<b>2020</b>	<b>2021</b>	<b>2020</b>
Earnings before taxation .....	\$	5,711,427	4,424,900	5,720,882	4,433,047
Taxation .....	\$	1,369,795	1,228,207	1,369,795	1,228,141
Effective tax rate .....		24%	28%	24%	28%

The current tax charge differs from the theoretical amount that would arise using the tax rate as follows:

		<b>The Group</b>		<b>The Company</b>	
		<b>2021</b>	<b>2020</b>	<b>2021</b>	<b>2020</b>
Earnings before taxation .....	\$	5,711,427	4,424,900	5,720,882	4,433,047
Taxed at 25% .....		(1,427,857)	(1,106,225)	(1,430,221)	(1,108,262)
Tax on non-allowable expenses .....		(183,099)	(278,521)	(183,099)	(278,521)
Employment tax credit .....		231,362	197,823	231,362	197,823
Others .....		9,799	(41,284)	12,163	(39,181)
	\$	<b>(1,369,795)</b>	<b>(1,228,207)</b>	<b>(1,369,795)</b>	<b>(1,228,141)</b>

**20) SHARE CAPITAL & RESERVES**

**20.1) SHARE CAPITAL**

As of December 31, 2021 and 2020, the breakdown of authorised share capital was as follows:

	<b>Number of units ('000)</b>	
	<b>2021</b>	<b>2020</b>
Ordinary stock units at no par value .....	1,335,000	1,335,000
Preference shares of US\$1 par value .....	115,000	115,000

As of December 31, 2021 and 2020 the share capital of the Group is as follows:

		<b>2021</b>		<b>2020</b>	
		<b>Number of units ('000)</b>	<b>Value (\$)</b>	<b>Number of units ('000)</b>	<b>Value (\$)</b>
<b>Issued and fully paid:</b>					
Ordinary stock at no par value .....	\$	851,138	1,808,837	851,138	1,808,837
Preference shares of US\$1 par value (i)					
January 1.....		24,960	-	37,800	-
Less amount redeemed [note 20.1(i)] .....		(9,629)	-	(12,840)	-
December 31.....		15,331	-	24,960	-
<b>Capital contribution (ii) .....</b>	<b>\$</b>	<b>-</b>	<b>3,839,090</b>	<b>-</b>	<b>3,839,090</b>

**(i) Preference shares**

On January 5, 2010, at an Extraordinary General Meeting the members approved a resolution for the conversion of US\$15 million of the Company's indebtedness to TCL into fifteen million (15,000,000) redeemable preference shares of US\$1 each.



**CARIBBEAN CEMENT COMPANY LIMITED**  
**Notes to the Group and Company Financial Statements**  
**As of December 31, 2021**  
(Thousands of Jamaica dollars)

**20) SHARE CAPITAL & RESERVES - CONTINUED**

**20.1) SHARE CAPITAL - CONTINUED**

**(i) Preference shares - continued**

On June 25, 2013, at a General Meeting the stockholders approved a resolution for the creation of 100,000,000 new preference shares and further authorised the Board to issue to TCL allotments of new preference shares for the purpose of discharging debts owed by the Company to TCL. Subsequently, on June 29, 2013, the Board approved the conversion of US\$37 million due to TCL into thirty-seven million (37,000,000) redeemable preference shares of US\$1 each.

The preference shares conferred upon the holders thereof no right at any time to receive any dividend beyond such dividend as the Company may have, at its discretion, declared upon the preference shares provided that if the Company had declared any dividend on its ordinary stock units it should have at the same time declared a dividend on the preference shares at a rate no lower than the rate declared on the ordinary stock units. All dividends declared upon the preference shares should have been paid in United States dollars.

On July 6, 2018, a preference share agreement was made between the Company and the holder of the preference shares TCL for the redemption of 15,000,000 redeemable preference shares issued on January 5, 2010, and 37,000,000 redeemable preference shares issued on June 29, 2013.

The number of preference shares to be redeemed on each partial redemption (the Partially Redeemed Preference Shares”) shall be the result of multiplying; (i) an amount equal to at least 33 1/3% (“the Conversion Factor”) of the US Dollar equivalent of the profits of Issuer (which under Jamaican law would otherwise have been available for dividend payment) for the fiscal year prior to the fiscal year in which the Partial Redemption is taking place (with the annual profits being based on the latest year end financial statements of the Issuer) (the “Annual Consideration”); by (ii) 1.283950 (the “Discount Factor”) shall always be rounded down to the nearest whole number.

The redemption period for the preference shares is from September 30, 2018 through to September 30, 2026. The redemption period based on the full terms and conditions of the agreement will be automatically extended annually, without penalty, until all the preference shares have been redeemed and the total consideration is paid to holder provided that the Conversion Factor shall be increased to at least 66.6% for the Partial Redemption occurring after the first such extension. The preference shares shall be redeemed in the following order: (i) the number of 2010 Preference Shares that corresponds to each Annual Consideration until all 2010 preference shares have been redeemed; and (ii) only after all the 2010 preference shares have been fully redeemed, the number of 2013 preference shares that correspond to each Annual Consideration until all the 2013 preference shares have been redeemed.

As of December 31, 2021, the company has made four partial redemptions of its preference shares amounting to 36,669,329 units, which comprised 15,000,000 units out of the total preference shares that were issued to TCL in 2010 and 21,669,329 units out of the total preference shares that were issued to TCL in 2013. The amount of the consideration paid for the four partial redemptions as of December 31, 2021 was US\$28.560 million. After this partial redemption, TCL still holds an aggregate number of 15,330,671 units of preference shares. See note 16.2 for details related to amounts paid for the redemption of the preference shares during the year.

**(ii) Capital contribution**

On June 25, 2013, the TCL Board approved that intercompany balances of US\$38 million due by the Company to TCL be forgiven. The debt forgiven was credited to capital contribution by the Company.

This restructuring was designed to strengthen the equity position of the Company.

**20.2) RESERVES**

**(a) Realised capital gain**

The Group and the Company realised capital gains of \$1.414 billion and \$1.414 billion, respectively, which represent the profit from the sale of certain machinery and equipment in August 1999. This was credited to the income statement over the 10 year period of the original operating lease.

**CARIBBEAN CEMENT COMPANY LIMITED**  
**Notes to the Group and Company Financial Statements**  
**As of December 31, 2021**  
(Thousands of Jamaica dollars)

**20) SHARE CAPITAL & RESERVES - CONTINUED**

**20.2) RESERVES - CONTINUED**

**(b) Other equity reserves**

As of December 31, 2021 and 2020 other equity reserves are summarised as follows:

		<b>The Group and Company</b>	
		<b>2021</b>	<b>2020</b>
Capital redemption fund reserve (i) .....	\$	3,528,903	2,556,022
Fuel price hedge (16.4) .....		48,989	8,634
	\$	<u>3,577,892</u>	<u>2,564,656</u>

**(i) Capital redemption fund reserve**

This represents amount being transferred to capital redemption reserve fund on redemption of the preference shares pursuant to Section 64(d) of the Jamaica Companies Act. The movement in the reserve during the year was as follows:

		<b>The Group and Company</b>	
		<b>2021</b>	<b>2020</b>
Balance at beginning of the year .....	\$	2,556,022	1,268,221
Amount transferred during the year .....		972,881	1,287,801
Balance at end of the year .....	\$	<u>3,528,903</u>	<u>2,556,022</u>

**(c) Accumulated net income and total comprehensive income:**

(i) The total net income for the years ended December 31, 2021 and 2020 was dealt with in the financial statements as follows:

		<b>The Group and Company</b>	
		<b>2021</b>	<b>2020</b>
Company .....	\$	4,351,087	3,204,906
Subsidiary .....		(9,455)	(8,213)
	\$	<u>4,341,632</u>	<u>3,196,693</u>

(ii) The accumulated net income (losses) as of December 31, 2021 and 2020 are reflected in the financial statements as follows:

		<b>2021</b>	<b>2020</b>
Company .....	\$	5,154,293	1,910,809
Subsidiary .....		(14,586)	(5,131)
	\$	<u>5,139,707</u>	<u>1,905,678</u>

(iii) Changes in accumulated net income (losses) for the years ended December 31, 2021 and 2020 are as follows:

		<b>The Group</b>		<b>The Company</b>	
		<b>2021</b>	<b>2020</b>	<b>2021</b>	<b>2020</b>
Balance at beginning of the year .....	\$	1,905,678	(5,570)	1,910,809	(8,652)
Net income .....		4,341,632	3,196,693	4,351,087	3,204,906
Actuarial (loss) gains for the year .....		(134,722)	2,356	(134,722)	2,356
Transfer to capital redemption fund reserve .....		(972,881)	(1,287,801)	(972,881)	(1,287,801)
Balance at end of the year .....	\$	<u>5,139,707</u>	<u>1,905,678</u>	<u>5,154,293</u>	<u>1,910,809</u>

**CARIBBEAN CEMENT COMPANY LIMITED**  
**Notes to the Group and Company Financial Statements**  
**As of December 31, 2021**  
(Thousands of Jamaica dollars)

**21) EARNINGS PER STOCK UNIT**

Basic earnings per stock unit is calculated by dividing consolidated net income attributable to ordinary stockholders of the Parent Company (the numerator) by the weighted-average number of stock units outstanding (the denominator) during the year.

The amounts considered for calculations of earnings per share in 2021 and 2020 were as follows:

		<b>The Group</b>	
		<b>2021</b>	<b>2020</b>
Consolidated net income attributable to stockholders .....	\$	4,341,632	3,196,693
Number of ordinary stock units in issue (thousands) .....		851,138	851,138
Earnings per ordinary stock unit (expressed in \$ per stock unit) .....	\$	5.10	3.76

**22) BALANCES AND TRANSACTIONS WITH RELATED PARTIES**

**22.1) ACCOUNTS RECEIVABLE FROM AND PAYABLE TO RELATED PARTIES**

Balances and operations between the Company and its subsidiary and associated companies, including the Parent result mainly from: (i) businesses and operational activities; (ii) billing of administrative services and other services rendered between affiliated companies; and (iii) loans between subsidiaries and associate companies. The transactions between subsidiaries and associate companies are conducted at arm's length.

For the transactions mentioned above, as of December 31, 2021 and 2020, the main accounts receivable and payable with related parties, are the following:

		<b>The Group and Company</b>			
		<b>Assets</b>		<b>Liabilities</b>	
		<b>Short-term</b>	<b>Long-term</b>	<b>Short-term</b>	<b>Long-term</b>
<b>2021</b>					
Arawak Cement Company Limited.....	\$	366	-	-	-
Beijing Imports and Exports .....		8,875	-	10,419	-
CEMEX Bahamas .....		129	-	-	-
CEMEX Construction Materials Pacific LLC.....		-	-	281	-
CEMEX Dominicana, S.A. ....		-	-	29	-
CEMEX International Trading LLC .....		-	-	41,485	-
CEMEX Jamaica Limited .....		23,842	-	37,305	-
CEMEX USA.....		14,055	-	-	-
CEMEX S.A.B. de C.V.....		48,989	-	-	-
CEMEX Espana Gestion Y Servicios, S.L.U. ....		-	-	11,593	-
Sunbulk Shipping Limited .....		-	-	1,634	-
Superquímicos de Centroamérica S.A.....		-	-	122,563	-
TCL Ponsa Manufacturing Limited .....		-	-	11,391	-
Transenergy Grinding Inc .....		-	-	617,821	-
Trinidad Cement Limited .....		25,309	-	18,331	-
	\$	<b>121,565</b>	<b>-</b>	<b>872,852</b>	<b>-</b>

		<b>The Group and Company</b>			
		<b>Assets</b>		<b>Liabilities</b>	
		<b>Short-term</b>	<b>Long-term</b>	<b>Short-term</b>	<b>Long-term</b>
<b>2020</b>					
Beijing Imports and Exports .....		10,960	-	51,888	-
CEMEX International Trading LLC .....		81,033	-	-	-
CEMEX Jamaica Limited .....		39,178	-	5,153	-
CEMEX USA.....		10,134	-	-	-
CEMEX S.A.B. de C.V.....		8,752	1,521	169	-
TCL Packaging Limited .....		-	-	5,962	-
TCL Ponsa Manufacturing Limited .....		-	-	3,881	-
Transenergy Grinding Inc .....		-	-	502,893	-
Trinidad Cement Limited .....		-	-	11,001	-
TTLI Trading Incorporated .....		-	-	4,222	-
	\$	<b>150,057</b>	<b>1,521</b>	<b>585,169</b>	<b>-</b>

Accounts receivable from related parties are deemed to have low credit risk. The expected credit loss on these are therefore considered immaterial.

**CARIBBEAN CEMENT COMPANY LIMITED**  
**Notes to the Group and Company Financial Statements**  
**As of December 31, 2021**  
(Thousands of Jamaica dollars)

**22) BALANCES AND TRANSACTIONS WITH RELATED PARTIES – CONTINUED**

**22.1) ACCOUNTS RECEIVABLE FROM AND PAYABLE TO RELATED PARTIES - CONTINUED**

Short-term assets relate to management fees, sales, purchases and reimbursable expenses. Amounts receivables are deemed to have low credit risk. They are short-term in nature and due on demand. Additionally, they are interest free, unsecured and do not have any set repayment terms.

**22.2) MAIN OPERATIONS WITH RELATED PARTIES**

	<b>CEMEX SAB de CV and related entities</b>		<b>Trinidad Cement Limited and its subsidiaries</b>		<b>Caribbean Cement Company Limited's subsidiary</b>	
	<b>2021</b>	<b>2020</b>	<b>2021</b>	<b>2020</b>	<b>2021</b>	<b>2020</b>
<b>Included in the income statement</b>						
<b>Revenue:</b>						
Management fees .....	\$ 52,698	42,951	-	-	-	-
Other .....	1,238	83,952	13,635	5,477	-	-
<b>Cost of sales and operating expenses:</b>						
Purchase of cement .....	(1,383,338)	(1,170)	(96,236)	(36,813)	-	-
Purchase of coal .....	(1,150,561)	(1,088,444)	-	-	-	-
Purchase of goods and Other materials .....	-	-	(231,697)	(815,085)	-	-
Purchase of iron silicate .....	(133,539)	(66,014)	-	-	-	-
Technical service and management fees .....	(199,318)	(153,461)	(194,949)	(155,232)	-	-
Subvention .....	-	-	-	-	(13,933)	(12,055)
Freight charges .....	(77,329)	(10,535)	-	-	-	-
Other purchases .....	(199,313)	-	290	-	-	-
<b>Financing costs:</b>						
Financial expenses .....	(13,773)	(225,732)	-	-	-	-
<b>Included in the statement of financial position:</b>						
Capital expenditure .....	\$ (250,598)	(114,661)	-	-	-	-

**22.3) COMPENSATION OF DIRECTORS AND KEY MANAGEMENT PERSONNEL**

		<b>The Group</b>		<b>The Company</b>	
		<b>2021</b>	<b>2020</b>	<b>2021</b>	<b>2020</b>
Short-term employee benefits (i) .....	\$	180,998	153,461	180,998	153,461
Directors' emoluments (ii) .....		8,418	6,538	8,418	6,538
	\$	<b>189,416</b>	<b>159,999</b>	<b>189,416</b>	<b>159,999</b>

(i) Compensation to key management personnel are included in the technical service and management fees paid to related parties.

(ii) Director's emoluments includes an amount for health insurance paid for the Chairman of the Board.

**22.4) ACCOUNTS RECEIVABLE FROM AND PAYABLE TO SUBSIDIARY**

This amount represents recharges net of trade amounts due to and from subsidiary which are interest free, unsecured and have no fixed repayment period.

Accounts receivable from subsidiary is deemed to have a low credit risk. The expected credit loss on these are therefore considered immaterial.

**23) CAPITAL COMMITMENTS**

An aggregate amount of \$604.687 million (US\$3.899 million) [(2020: \$nil (US\$nil))] was approved and contracted for as at December 31, 2021 in respect of capital projects.

**CARIBBEAN CEMENT COMPANY LIMITED**  
**Notes to the Group and Company Financial Statements**  
**As of December 31, 2021**  
(Thousands of Jamaica dollars)

**24) CONTINGENCIES**

There is one claim against the company by a former employee and two threatened claims by employees of the Company's contractors. The Directors are of the opinion that if the Claimants are successful, liability should not exceed JMD \$20,000,000.

**25) LIMESTONE RESERVES**

The major raw material used in the cement manufacturing process is limestone. The limestone requirements of the Group are met from reserves in land leased from the Government of Jamaica. The annual lease charge is \$1.2 million and the lease term has 27 years remaining and exploitable reserves are expected to have a life of 28 years based on the current extraction rate. These limestone reserves are not recorded in these financial statements.

**26) IMPACT OF COVID-19**

On March 11, 2020, the World Health Organisation declared a global pandemic related with Coronavirus SARS-CoV-2 which produces the disease known as COVID-19. The spread of COVID-19 around the world in the first half of 2020 has caused significant volatility in Jamaica as well as the global community. A lot of uncertainty remains and so it is difficult to determine the precise impact on the Company. Based on the results reported in these financial statements, the Company had no significant negative impact due to COVID-19 and the resulting disruptions, but due to the uncertainties that exist it is difficult to determine the future impact. The Company has however prepared an assessment of its revised operating and cash flow forecasts for calendar year 2022 using various scenarios, including a conservative analysis, and has concluded that it has sufficient equity and liquidity to meet obligations as they become due, under these scenarios. Nevertheless, additional measures have been taken such as the suspension of all capital investments not associated with the administration of the pandemic and the suspension of all activities not focused on the administration of basic operations.

In light of the heightened concerns and in accordance with the directives of the Government of Jamaica, the Company has activated measures to minimise the potential exposure to employees, contractors and customers, whilst ensuring that any disruption to the business is kept at a minimum. The Company adopted 52 new protocols designed to reinforce safe behaviours and prevent the spread of COVID-19. We believe these protocols have been responsible for the absence so far of COVID-19 transmission at any of the Company's facilities. Some other measures such as work from home protocols for administrative personnel have been also implemented. We also have supplied all our facilities and staff with hand sanitisers, face masks, and face shields (where necessary), and are required to comply with the social/physical distancing rules mandated by the Government. The Company ensures that the plant and depots remain compliant with government/public health restrictions and mitigating measures.

Management continues to review the effect of developments arising from the pandemic on the risks faced by the Company. Management believes the Group is in a sufficiently strong position to deal with the possible significant economic downturn. However, management is aware that a long duration of the pandemic and the associated containment measures could have a material adverse effect on the Group, its customers, employees, and suppliers.

**27) SUBSEQUENT EVENT**

On January 21, 2022, the Company signed Services and Intellectual Property Agreements ("the Agreements"), with various subsidiaries of CEMEX ("CEMEX") according to the terms and conditions approved at its Annual General Meeting of Shareholders held on December 7, 2021. Under these agreements, the Company and CEMEX have established a general framework for the corporate services provided by CEMEX to the Company, as well as the payment of royalties for the use of intellectual property owned by CEMEX and licensed by the Company, for a fee not exceeding 4% of the Company's consolidated net sales. For the year ending December 31, 2022, the annual fee payable to CEMEX in accordance with the agreements shall be equal to 2% of the consolidated net sales of the Company.